



2025

SPECIFICATION GUIDE

MAKE MORE POSSIBLE.™



A leading manufacturer of
exterior building products
in North America

#1 windows

#1 vinyl siding
& accessories

#1 metal roofing
& wall systems

#1 turnkey stone
solutions





MAKE MORE POSSIBLE.

MASTIC SIDING AND ACCESSORIES combines premium exterior style with uncompromising performance so building professionals can create homes at the pinnacle of quality, resilience and curb appeal.

Leveraging advanced science, innovative engineering and cutting-edge R&D, Mastic siding solutions are designed to stand out—and stand up to mother nature at her worst. Plus, pros get access to more tools, more training, more support and more rewards from a partner who is relentlessly invested in their success.



**CUTTING-EDGE
INNOVATION**



**UNCOMPROMISING
PERFORMANCE**



**RELENTLESS
PARTNERSHIP**



[Learn More About Mastic](#)



[Pro Academy Training Videos](#)

Table of Contents

Vinyl Products

Vinyl and Polypropylene Siding

Cedar Discovery®	.6
Western Extreme®	.10
Structure® Home Insulation System™	.12
Quest®	.18
Solar Defense Universal Vinyl Siding Accessories	.20
Carvedwood•44®	.21
Charleston Beaded®	.23
Board+Batten Designer Series®	.24
Ovation™	.25
Mill Creek™	.27

Vinyl Siding Accessories

Universal Vinyl Siding Accessories	.29
------------------------------------	-----

Vinyl Soffit and Accessories

Ventura® Hidden Vent Soffit	.38
Pro-Bead® Vinyl Soffit/Wainscot and Accessories	.39
Pro-Select® Vinyl Soffit	.40
Pro-Tech® Plus Vinyl Soffit	.41
Universal Vinyl Soffit	.43
Vinyl Soffit Accessories	.45

Ply Gem Shutters and Accessories

Shutters	.48
Door Surround Systems	.56
Mantel Systems	.58
Window Mantels	.60
Mounting Blocks	.61
E-Z Block™ Surface Mounts	.67
Utility Vents	.68
Gable Vents	.71
Matrix Digital QR Code	.75

Ply Gem Performance Metals

Trim Sheet and Trim Coil

Trim Sheet Mastic Colors	.76
Trim Coil Mastic Colors	.80
Trim Coil Contractor's Choice	.83

Aluminum Siding and Accessories

Envoy® Aluminum Siding	.84
Endurance® Aluminum Siding	.85
Aluminum Siding Accessories	.86

Aluminum Soffit and Fascia Accessories

Envoy® Aluminum Soffit	.88
Endurance® Aluminum Soffit	.92

Table of Contents

Economy Aluminum Soffit	94
Aluminum Fascia	96
Aluminum Soffit and Fascia Accessories	100
Roof and Eave Ventilation Products	104
<i>Gutter Coil and Accessories</i>	
Gutter Coil	105
Downspout Coil	106
Gutter Accessories	107
<i>Sectional Gutter and Downspouts</i>	
Gutter and Downspout Coil Accessories	112
Metal Accessories Program for Fiber Cement	118
7" Rainware Program	119
Round Downspout Program	120
Envoy® 5" Aluminum Gutter and Accessories	121
Envoy® 6" Aluminum Gutter and Accessories	124
Envoy® Aluminum Downspouts and Accessories	126
<i>Gutter Protection Systems</i>	
Leaf Relief®	128
Leaf Logic™ & Leaf Smart™	135
<i>Roofing Accessories</i>	
T-Drip	136
F-Drip	137
C-Drip	138
Square Drip / Gutter Apron	139
Quick Drip / Gravel Stop	140
 Ply Gem Trim & Mouldings	 141
Specifications and Conformance	158

Product / Color Reference Charts



**Mastec Vinyl Siding
and Accessories
Color Matrix**



**Ply Gem Accessories
(Designer Accents)
Color Matrix**



**Ply Gem Metal
(Performance Metals)
Color Reference Matrix**

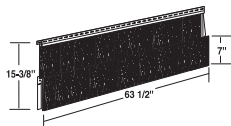
Cedar Discovery®

Product Code/Description

CD70P2

Cedar Discovery Perfection Shingle Double 7"

- Nominal Thickness: .080
- Panel Length: 67-3/4"
- Exposed Length: 64"
- 8 Pcs./Ctn.
- .5 Sq./Ctn.
- 34 Lbs./Ctn.



Note: 3/4" minimum vinyl siding accessories are required for installation.

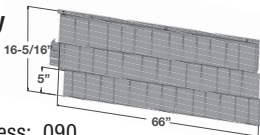
Color Availability

White	Red Brick
Almond	Rock Harbor
Alpine Forest	Rugged Canyon
Autumn Harvest	Russet Red
Brandy Wood	Sage
Cameo	Sandtone
Classic Cream	Scottish Thistle
Colonial Yellow	Silver Grey
Corn Silk	Terra Cotta
Deep Cavern	Tuscan Olive
Deep Granite	Victorian Grey
Desert Sand	Whispering Timber
English Wedgewood	Wicker
Everest	Woodland Retreat
Harbor Grey	
Lakeshore Fern	Cedar Colors
Linen	Cape Grey
Misty Shadow	Cedar
Montana Suede	Red Cedar
Natural Slate	Timber
Newport Bay	Walnut
Pebblestone Clay	
Portsmouth Blue	
Quiet Willow	

CD50P2

Cedar Discovery Perfection Shingle Triple 5"

- Nominal Thickness: .090
- Panel Length: 69-1/2"
- Exposed Length: 63"
- 7 Pcs./Ctn.
- .46 Sq./Ctn.
- 35 Lbs./Ctn.



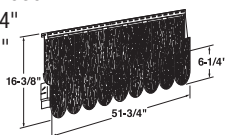
Note: 3/4" minimum vinyl siding accessories are required for installation.

White	Quiet Willow
Alpine Forest	Red Brick
Autumn Harvest	Rock Harbor
Brandy Wood	Rugged Canyon
Cameo	Russet Red
Colonial Yellow	Sage
Deep Cavern	Sandtone
Deep Granite	Scottish Thistle
Desert Sand	Silver Grey
English Wedgewood	Tuscan Olive
Everest	Victorian Grey
Harbor Grey	Whispering Timber
Lakeshore Fern	Wicker
Linen	Woodland Retreat
Misty Shadow	
Montana Suede	Cedar Colors
Natural Slate	Cape Grey
Newport Bay	Cedar
Pebblestone Clay	Red Cedar

CD65HR

Cedar Discovery Half-Round

- Nominal Thickness: .080
- Panel Length: 51-3/4"
- Exposed Length: 48"
- 12 Pcs./Ctn.
- .5 Sq./Ctn.
- 39 Lbs./Ctn.



Note: 3/4" minimum vinyl siding accessories are required for installation.

Note: We recommend using solid color accessories to coordinate with cedar colors. Good options include the following, however actual samples should be used for final selection:
Cedar – Montana Suede; Pebblestone Clay; Rugged Canyon; Timber – Montana Suede, Red Cedar – Terra Cotta, Autumn Harvest; Cape Grey – Harbor Grey, Deep Granite; Walnut – Montana Suede, Autumn Harvest

White
Classic Cream
Deep Granite
Everest
Harbor Grey
Lakeshore Fern
Pebblestone Clay
Russet Red
Wicker

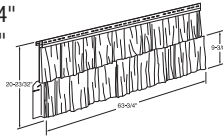
Cedar Discovery®

Product Code/Description

CD95HS

Cedar Discovery Hand-Split Shake

- Panel Length: 67-3/4"
- Exposed Length: 64"
- 6 Pcs./Ctn.
- .5 Sq./Ctn.
- 41 Lbs./Ctn.



Note: 7/8" minimum vinyl siding accessories are required for installation.

Color Availability

White	Rock Harbor
Almond	Rugged Canyon
Alpine Forest	Russet Red
Autumn Harvest	Sage
Brandy Wood	Sandtone
Corn Silk	Scottish Thistle
Deep Cavern	Silver Grey
Deep Granite	Terra Cotta
Desert Sand	Tuscan Olive
English Wedgewood	Victorian Grey
Everest	Whispering Timber
Harbor Grey	Wicker
Lakeshore Fern	Woodland Retreat
Linen	
Misty Shadow	Cedar Colors
Montana Suede	Cape Grey
Natural Slate	Cedar
Newport Bay	Red Cedar
Pebblestone Clay	Timber
Portsmouth Blue	Walnut
Quiet Willow	
Red Brick	

CD700CP2

Cedar Discovery Perfection Corner Post - Double 7"

- Nominal Thickness: .080
- Length: 29-1/8"
- 10 Pcs./Ctn.
- 12.30 Lbs./Ctn.



White	Quiet Willow
Almond	Red Brick
Alpine Forest	Rock Harbor
Autumn Harvest	Rugged Canyon
Brandy Wood	Russet Red
Cameo	Sage
Classic Cream	Sandtone
Colonial Yellow	Scottish Thistle
Corn Silk	Silver Grey
Deep Cavern	Terra Cotta
Deep Granite	Tuscan Olive
Desert Sand	Victorian Grey
English Wedgewood	Whispering Timber
Everest	Wicker
Harbor Grey	Woodland Retreat
Lakeshore Fern	
Linen	Cedar Colors
Misty Shadow	Cape Grey
Montana Suede	Cedar
Natural Slate	Red Cedar
Newport Bay	Timber
Pebblestone Clay	Walnut
Portsmouth Blue	

CDP500CP

Cedar Discovery Perfection Corner Post - Triple 5"

- Nominal Thickness: .080
- Length: 31"
- 10 Pcs./Ctn.
- 19.50 Lbs./Ctn.



White	Red Brick
Alpine Forest	Rock Harbor
Autumn Harvest	Rugged Canyon
Brandy Wood	Russet Red
Cameo	Sage
Colonial Yellow	Sandtone
Deep Cavern	Scottish Thistle
Deep Granite	Silver Grey
Desert Sand	Terra Cotta
English Wedgewood	Tuscan Olive
Everest	Victorian Grey
Harbor Grey	Whispering Timber
Lakeshore Fern	Wicker
Linen	Woodland Retreat
Misty Shadow	Cedar Colors
Montana Suede	Cape Grey
Natural Slate	Cedar
Newport Bay	Red Cedar
Pebblestone Clay	
Quiet Willow	



Cedar panels
and accessories

Cedar Discovery®

Product Code/Description

CDHSOCP

Cedar Discovery Hand-Split Shake Corner Post

- Nominal Thickness: .080
- Length: 38"
- 10 Pcs./Ctn.
- 13 Lbs./Ctn.



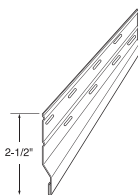
Color Availability

White
Almond
Alpine Forest
Autumn Harvest
Brandy Wood
Corn Silk
Deep Cavern
Deep Granite
Desert Sand
English Wedgewood
Everest
Harbor Grey
Lakeshore Fern
Linen
Misty Shadow
Montana Suede
Natural Slate
Newport Bay
Pebblestone Clay
Portsmouth Blue
Quiet Willow
Red Brick
Rock Harbor
Rugged Canyon
Russet Red
Sage
Sandtone
Scottish Thistle
Silver Grey
Tuscan Olive
Victorian Grey
Whispering Timber
Wicker
Woodland Retreat

CDSS

Cedar Discovery Starter Strip-Aluminum

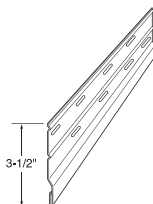
- Length: 10'
- 50 Pcs./Ctn.
- 33 Lbs./Ctn.



CPSSHD

Cedar Discovery Starter Strip- Galvanized

- Length: 10'
- 25 Pcs./Ctn.
- 49 Lbs./Ctn.



Cedar Colors

Cape Grey
Cedar
Red Cedar
Timber
Walnut

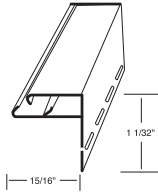
Cedar Discovery®

Product Code/Description

SCMNT126

Snap-In Crown Mount

- Length: 12' 6"
- 40 Pcs./Ctn.
- 46 Lbs./Ctn.



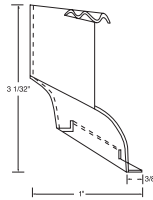
Color Availability

White

SCROWN126

Snap-In 3" Crown

- Length: 12' 6"
- 20 Pcs./Ctn.
- 55 Lbs./Ctn.



White

Light Colors

Cameo
Desert Sand
Wicker

Classic Color

Pebblestone Clay

Installing cedar
panels



Cedar panels –
last panel in
eave & gable



How to replace
a cedar panel



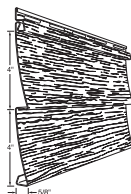
Western Extreme®

Product Code/Description

WE40

Western Extreme Double 4"

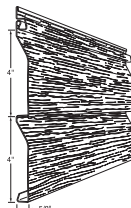
- Nominal Thickness: .048
- Finish: Woodgrain
- Length: 12' 6"
- 24 Pcs./Ctn.
- 2 Sqs./Ctn.
- 115.85 Lbs./Ctn.



WED40

Western Extreme Double 4" Dutch Lap

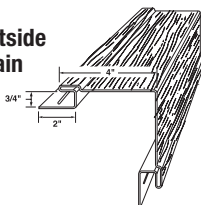
- Nominal Thickness: .048
- Finish: Woodgrain
- Length: 12' 6"
- 24 Pcs./Ctn.
- 2 Sqs./Ctn.
- 116.45 Lbs./Ctn.



WE0SC4

Western Extreme Outside Corner Post Woodgrain 4" x 3/4" x 10'

- Finish: Woodgrain
- Length: 10'
- 10 Pcs./Ctn.
- 52 Lbs./Ctn.



Color Availability

White

Light Colors

Desert Sand
Silver Grey
Victorian Grey
Wicker

Classic Colors*

Everest
Harbor Grey
Pebblestone Clay
Scottish Thistle

Deep Colors*

Brunswick
Deep Granite
English Wedgewood
Misty Shadow
Modern Iron
Montana Suede
Quiet Willow
Rugged Canyon
Vintage Dublin

*Classic and Deep Colors are Western Extreme Premium Colors

Classic Colors*

Everest
Harbor Grey
Pebblestone Clay
Scottish Thistle

Deep Colors*

Brunswick
Deep Granite
English Wedgewood
Misty Shadow
Modern Iron
Montana Suede
Quiet Willow
Rugged Canyon
Vintage Dublin

*Classic and Deep Colors are Western Extreme Premium Colors

**Installing
vertical siding**



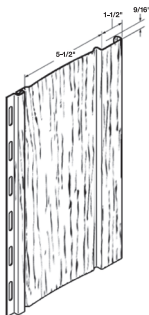
Western Extreme® Board+Batten

Product Code/Description

WEBB70

Board+Batten Designer Series 5-1/2" Board with 1-1/2" Batten

- Nominal Thickness: .048
- Length: 10'
- 17 Pcs./Ctn.
- 1 Sqs./Ctn.
- 54 Lbs./Ctn.



Color Availability

Western Extreme Technology Colors

Brunswick
Montana Suede
Misty Shadow

Structure®

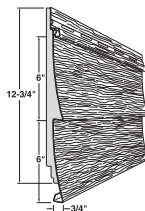
Home Insulation System®

Product Code/Description

SRD61EPS

Structure Double 6"

- Nominal Thickness: 1.25"
- Length: 12' 6"
- 8 Pcs./Ctn.
- 1 Sq./Ctn.
- 62 Lbs./Ctn.
- Foam: EPS



Color Availability

White

Light Colors

Almond
Cameo
Classic Cream
Desert Sand
Linen
Sage
Sandtone
Silver Grey
Victorian Grey
Wicker

Classic Colors

Corn Silk

Everest

Harbor Grey
Pebblestone Clay
Scottish Thistle

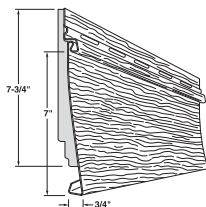
Deep Colors

Autumn Harvest
Deep Granite
English Wedgewood
Misty Shadow
Montana Suede
Quiet Willow
Rugged Canyon
Russet Red

SRS71EPS

Structure Single 7"

- Nominal Thickness: 1.25"
- Length: 12' 3"
- 14 Pcs./Ctn.
- 1 Sq./Ctn.
- 68 Lbs./Ctn.
- Foam: EPS



White

Light Colors

Almond
Cameo
Classic Cream
Desert Sand
Linen
Sage
Sandtone
Silver Grey
Victorian Grey
Wicker
Everest

Classic Color

Harbor Grey
Pebblestone Clay
Scottish Thistle

Deep Color

English Wedgewood
Montana Suede
Quiet Willow
Rugged Canyon

Installing
vinyl siding
panels



Foam-backed
siding options

Replacing
panels and
outside
corners



Structure®

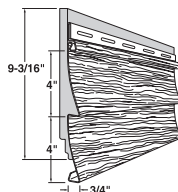
Home Insulation System®

Product Code/Description

SRD41EPS

Structure Double 4"

- Nominal Thickness: 1.25"
- Length: 12' 6"
- 12 Pcs./Ctn.
- 1 Sq./Ctn.
- 64 Lbs./Ctn.
- Foam: EPS



Color Availability

White

Light Colors

Almond
Cameo
Classic Cream
Desert Sand
Linen
Sage
Sandtone
Silver Grey
Victorian Grey
Wicker

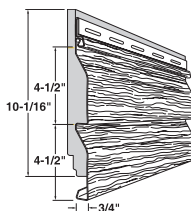
Classic Colors

Everest
Harbor Grey
Pebblestone Clay
Scottish Thistle

SRD451EPS

Structure Double 4-1/2" Dutch Lap

- Nominal Thickness: 1.25"
- Length: 12' 1"
- 11 Pcs./Ctn.
- 1 Sq./Ctn.
- 65 Lbs./Ctn.
- Foam: EPS



White

Light Colors

Almond
Cameo
Classic Cream
Desert Sand
Linen
Sage
Sandtone
Silver Grey
Victorian Grey
Wicker

Classic Colors

Everest
Harbor Grey
Pebblestone Clay
Scottish Thistle

Deep Colors

English Wedgewood
Montana Suede
Quiet Willow
Rugged Canyon

Structure®

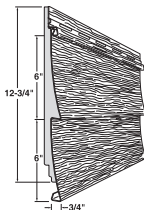
Home Insulation System®

Product Code/Description

SRD61EPSLS

Long Length Structure Double 6"

- Nominal
Thickness: 1.25"
- Length: 16' 8"
- 6 Pcs./Ctn.
- 1 Sq./Ctn.
- 66 Lbs./Ctn.
- Foam: EPS



Color Availability

White

Light Colors

Desert Sand
Sandtone
Victorian Grey
Wicker

Classic Colors

Everest
Harbor Grey
Pebblestone Clay
Scottish Thistle

Deep Colors

Autumn Harvest
Deep Granite
Misty Shadow
Montana Suede
Quiet Willow
Rugged Canyon
Russet Red

Structure®

Home Insulation System® Accessories

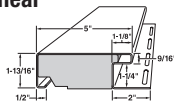
Product Code/Description

Color Availability

SRLIN5

Structure 5" Corner Lineal with EPS Foam

- Length: 20'
- 10 Pcs./Ctn.
- 80 Lbs./Ctn.

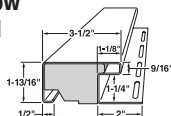


White

SRLIN35

Structure 3-1/2" Window and Door Casing Lineal with EPS Foam

- Length: 20'
- 10 Pcs./Ctn.
- 68 Lbs./Ctn.

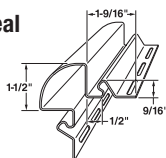


White

LINQRS

Corner Starter and Lineal

- Length: 20'
- 10 Pcs./Ctn.
- 68 Lbs./Ctn.

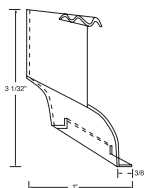


White

SCROWN126

Snap-In Crown 3" Crown

- Length: 12' 6"
- 20 Pcs./Ctn.
- 55 Lbs./Ctn.



White

Light Colors

Cameo
Desert Sand
Wicker

Classic Color

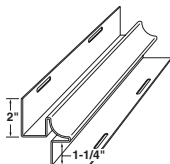
Pebblestone Clay

Structure®**Home Insulation System® Accessories****Product Code/Description**

SRICP125

Structure Inside Corner Post 1-1/4"

- Length: 10'
- 4 Pcs./Ctn.
- 7.41 Lbs./Ctn.

**Color Availability**

White

Light Colors

Almond
Cameo
Classic Cream
Desert Sand
Linen
Sage
Sandtone
Silver Grey
Victorian Grey
Wicker

Classic Colors

Corn Silk
Everest
Harbor Grey
Pebblestone Clay
Scottish Thistle

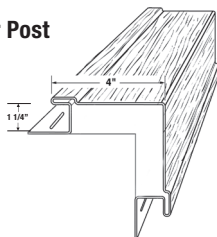
Deep Colors

Autumn Harvest
Deep Granite
English Wedgewood
Misty Shadow
Montana Suede
Quiet Willow
Rugged Canyon
Russet Red

SROCP4

Structure 4" Corner Post with EPS Foam

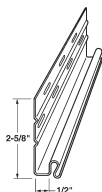
- Length: 12'
- 4 Pcs./Ctn.
- 21.7 Lbs./Ctn.



SRSS

Structure Starter Strip

- Length: 12' 6"
- 24 Pcs./Ctn.
- 46 Lbs./Ctn.

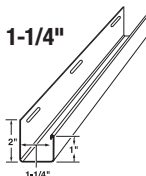


White

MVJ125

All Purpose J-Channel - 1-1/4" 1" Face

- Length: 12' 6"
- 20 Pcs./Ctn.
- 29.5 Lbs./Ctn.



White

Light Colors

Almond
Cameo
Classic Cream
Desert Sand
Linen
Sage
Sandtone
Silver Grey
Victorian Grey
Wicker

Classic Colors

Corn Silk
Everest
Harbor Grey
Pebblestone Clay
Scottish Thistle

Deep Colors

Autumn Harvest
Deep Granite
English Wedgewood
Misty Shadow
Montana Suede
Quiet Willow
Rugged Canyon
Russet Red

Structure®

Home Insulation System® Accessories

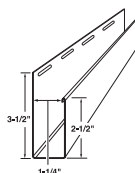
Product Code/Description

Color Availability

WCT12

2-1/2" Wide Window Casing Trim - 1-1/4"

- Length: 12' 6"
- 20 Pcs./Ctn.
- 66 Lbs./Ctn.

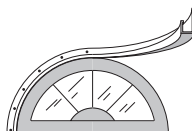


White

MVFJ061

Flexible J-Channel - 1-1/4"

- Length: 12' 6"
- 20 Pcs./Ctn.
- 66 Lbs./Ctn.
- Throat width: 1-1/4"



White

Note: For use with Structure
Home Insulation System™.


Quest®

Product Code/Description

QT40

**Quest
Double 4"**

- Nominal Thickness: .046
- Length: 12' 6"
- 24 Pcs./Ctn.
- 2 Sqs./Ctn.
- 120 Lbs./Ctn.



Color Availability

White

Light Colors

Almond
Cameo
Classic Cream
Colonial Yellow
Desert Sand
Linen
Sage
Sandtone
Silver Grey
Tuscan Olive
Victorian Grey
Wicker

Classic Colors

Corn Silk
Everest
Harbor Grey
Pebblestone Clay
Scottish Thistle

Deep Colors

Autumn Harvest
Deep Granite
English Wedgewood
Lakeshore Fern
Misty Shadow
Montana Suede
Portsmouth Blue
Quiet Willow
Rugged Canyon
Russet Red


Cedar Colors

American Walnut
Cape Cod Grey
Glacier Blue
Natural Cedar
Timberstone
Woodland Green

QT50

**Quest
Double 5"**

- Nominal Thickness: .046
- Length: 12'
- 20 Pcs./Ctn.
- 2 Sqs./Ctn.
- 111 Lbs./Ctn.



White

Light Colors

Almond
Cameo
Classic Cream
Colonial Yellow
Desert Sand
Linen
Sage
Sandtone
Silver Grey
Tuscan Olive
Victorian Grey
Wicker

Classic Colors

Corn Silk
Everest
Harbor Grey
Pebblestone Clay
Scottish Thistle


Deep Colors

Deep Granite
English Wedgewood
Quiet Willow
Rugged Canyon

QTD45

**Quest
Double 4-1/2"**
Dutch Lap

- Nominal Thickness: .046
- Length: 12' 1"
- 22 Pcs./Ctn.
- 2 Sqs./Ctn.
- 116 Lbs./Ctn.



White

Light Colors

Almond
Cameo
Classic Cream
Colonial Yellow
Desert Sand
Linen
Sage
Sandtone
Silver Grey
Tuscan Olive
Victorian Grey
Wicker

Classic Colors

Corn Silk
Everest
Harbor Grey
Pebblestone Clay
Scottish Thistle

Deep Colors

Autumn Harvest
Deep Granite
English Wedgewood
Lakeshore Fern
Misty Shadow
Montana Suede
Portsmouth Blue
Quiet Willow
Rugged Canyon
Russet Red

Cedar Colors

American Walnut
Cape Cod Grey
Glacier Blue
Natural Cedar
Timberstone
Woodland Green

Vinyl siding
profile options



Quest®

Product Code/Description

QT40LS

**Long Length Quest
Double 4"**

- Nominal Thickness: .046
- Length: 16' 8"
- 18 Pcs./Ctn.
- 2.04 Sqs./Ctn.
- 120 Lbs./Ctn.



Color Availability

White

Light Colors

Classic Cream
Desert Sand
Sandtone
Silver Grey
Tuscan Olive
Victorian Grey
Wicker

Classic Colors

Everest
Harbor Grey
Pebblestone Clay
Scottish Thistle


Deep Colors

Deep Granite
English Wedgewood
Misty Shadow
Montana Suede
Quiet Willow
Rugged Canyon

QTD45LS

**Long Length quest
Double 4 - 1/2"****Dutch Lap**

- Nominal Thickness: .046
- Length: 16' 8"
- 16 Pcs./Ctn.
- 2 Sqs./Ctn.
- 116 Lbs./Ctn.



Installing long
length panels

SolarDefense®

Universal Vinyl Siding Accessories

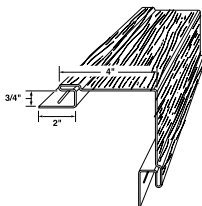
Product Code/Description

Color Availability

AWOP06

Universal Outside Corner Post Woodgrain 4" x 3/4" x 10'

- Finish: Woodgrain
- Length: 10'
- 10 Pcs./Ctn.
- 50 Lbs./Ctn.



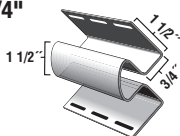
SolarDefense® Reflective Technology™

Alpine Forest
Brandy Wood
Deep Cavern
Natural Slate
Newport Bay
Red Brick
Rock Harbor
Whispering Timber
Woodland Retreat

MICP06

Inside Corner Post - 3/4"

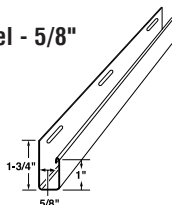
- Length: 10'
- 10 Pcs./Ctn.
- 24.43 Lbs./Ctn.



MVJ051

All Purpose J-Channel - 5/8" 1" Face

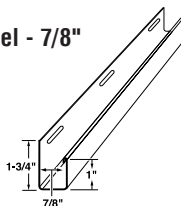
- Length: 12' 6"
- 40 Pcs./Ctn.
- 45 Lbs./Ctn.



MVJ071

All Purpose J-Channel - 7/8" 1" Face

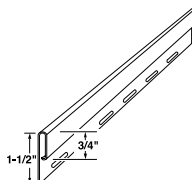
- Length: 12' 6"
- 40 Pcs./Ctn.
- 48 Lbs./Ctn.



MFT

Finish Trim

- Length: 12' 6"
- 40 Pcs./Ctn.
- 46 Lbs./Ctn.



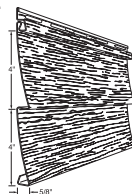
Carvedwood•44®

Product Code/Description

CW240

Carvedwood•44 Double 4"

- Nominal Thickness: .044
- Finish: Woodgrain
- Length: 12' 6"
- 24 Pcs./Ctn.
- 2 Sqs./Ctn.
- 109 Lbs./Ctn.



White

Light Colors

Almond
Cameo
Classic Cream
Colonial Yellow
Desert Sand
Linen
Sage
Sandstone
Silver Grey
Tuscan Olive
Victorian Grey
Wicker

Classic Colors

Corn Silk
Everest
Harbor Grey
Pebblestone Clay
Scottish Thistle

Color Availability

Deep Colors

Autumn Harvest
Bayou Brunswick
Deep Granite
English Wedgewood
Lakeshore
Fern
Misty Shadow
Modern Iron
Montana Suede
Quiet Willow
Rugged Canyon
Russet Red
Vintage Dublin


Solar Defense®

Reflective Technology™
Alpine Forest
Brandy Wood
Deep Cavern
Natural Slate
Newport Bay
Red Brick
Rock Harbor
Whispering Timber
Woodland Retreat

CW250

Carvedwood•44 Double 5"

- Nominal Thickness: .044
- Finish: Woodgrain
- Length: 12'
- 20 Pcs./Ctn.
- 2 Sqs./Ctn.
- 101 Lbs./Ctn.



White

Light Colors

Almond
Cameo
Classic Cream
Colonial Yellow
Desert Sand
Linen
Sage
Sandtone
Silver Grey
Tuscan Olive
Victorian Grey
Wicker

Classic Colors

Corn Silk
Everest
Harbor Grey
Pebblestone Clay
Scottish Thistle

Deep Colors

Deep Granite
English Wedgewood
Quiet Willow
Rugged Canyon

Carvedwood•44®

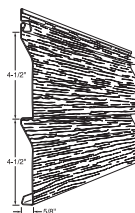
Product Code/Description

CW2D45

Carvedwood•44 Double 4-1/2"

Dutch Lap

- Nominal Thickness: .044
- Finish: Woodgrain
- Length: 12' 1"
- 22 Pcs./Ctn.
- 2 Sqs./Ctn.
- 105 Lbs./Ctn.



Color Availability

White

Light Colors

Almond
Cameo
Classic Cream
Colonial Yellow
Desert Sand
Linen
Sage
Sandtone
Silver Grey
Tuscan Olive
Victorian Grey
Wicker

Classic Colors

Corn Silk
Everest
Harbor Grey
Pebblestone Clay
Scottish Thistle

Deep Colors

Autumn Harvest
Bayou
Brunswick
Deep Granite
English Wedgewood
Lakeshore Fern
Misty Shadow
Modern Iron
Montana Suede
Quiet Willow
Rugged Canyon
Russet Red
Vintage Dublin

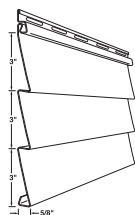
Solar Defense®

Reflective Technology™
Alpine Forest
Brandy Wood
Deep Cavern
Natural Slate
Newport Bay
Red Brick
Rock Harbor
Whispering Timber
Woodland Retreat

CW230S

Carvedwood•44 Triple 3"

- Nominal Thickness: .044
- Finish: Smooth
- Length: 12' 1"
- 22 Pcs./Ctn.
- 2 Sqs./Ctn.
- 111 Lbs./Ctn.



White

Light Colors

Almond
Cameo
Classic Cream
Colonial Yellow
Desert Sand
Linen
Sandtone
Silver Grey
Tuscan Olive
Victorian Grey
Wicker

Classic Colors

Everest
Harbor Grey
Pebblestone Clay
Scottish Thistle

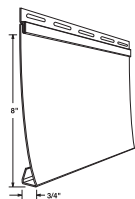
Deep Colors

Deep Granite
English Wedgewood
Montana Suede
Quiet Willow
Rugged Canyon

CW80S

Carvedwood•44 Single 8"

- Nominal Thickness: .048
- Finish: Smooth
- Length: 12' 6"
- 24 Pcs./Ctn.
- 2 Sqs./Ctn.
- 113 Lbs./Ctn.



White

* 7/8" J Channel (MVJ071) required for installation

Charleston Beaded®

Product Code/Description

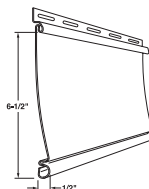
CB65

Charleston 6-1/2"

Contemporary Beaded

- Nominal Thickness: .044
- Finish: Brushed
- Length: 12' 4"
- 30 Pcs./Ctn.
- 2 Sqs./Ctn.
- 115 Lbs./Ctn.

* Required Starter Strip: 1WAP10
(see Aluminum Siding Accessories)



Color Availability

White

Light Colors

Almond
Cameo
Classic Cream
Desert Sand
Linen
Sage
Sandtone
Silver Grey
Victorian Grey
Wicker

Classic Colors

Everest
Pebblestone Clay
Scottish Thistle

Installing horizontal
beaded siding



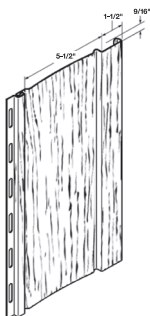
Board+Batten Designer Series®

Product Code/Description

BB70

Board+Batten Designer Series 5-1/2" Board with 1-1/2" Batten

- Nominal Thickness: .048
- Length: 10'
- 17 Pcs./Ctn.
- 1 Sqs./Ctn.
- 54 Lbs./Ctn.



Color Availability

White

Light Colors

Almond
Classic Cream
Desert Sand
Sandtone
Tuscan Olive
Victorian Grey
Wicker

Classic Colors

Corn Silk
Everest
Harbor Grey
Pebblestone Clay
Scottish Thistle

Deep Colors

Autumn Harvest
Brunswick
Deep Granite
English Wedgewood
Lakeshore Fern
Misty Shadow
Montana Suede
Quiet Willow
Rugged Canyon
Russet Red
Vintage Dublin

Solar Defense® Reflective Technology™

Deep Cavern
Natural Slate
Newport Bay
Rock Harbor



Vertical
siding
options



Installing
vertical
siding

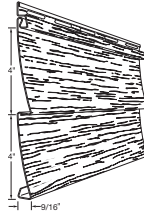
Ovation™

Product Code/Description

OV40

Ovation Double 4"

- Nominal Thickness: .042
- Finish: Woodgrain
- Length: 12' 6"
- 24 Pcs./Ctn.
- 2 Sqs./Ctn.
- 92 Lbs./Ctn.



Color Availability

White

Light Colors

Almond
Cameo
Classic Cream
Desert Sand
Linen
Sage
Sandtone
Silver Grey
Tuscan Olive
Victorian Grey
Wicker

Classic Colors

Corn Silk
Everest
Harbor Grey
Pebblestone Clay
Scottish Thistle

Deep Colors

English Wedgewood
Deep Granite
Misty Shadow
Montana Suede
Quiet Willow
Rugged Canyon
Vintage Dublin

Solar Defense®


Reflective Technology™

Brandy Wood
Natural Slate
Newport Bay
Red Brick

OV50

Ovation Double 5"

- Nominal Thickness: .042
- Finish: Woodgrain
- Length: 12'
- 20 Pcs./Ctn.
- 2 Sqs./Ctn.
- 95 Lbs./Ctn.



White

Light Colors

Almond
Cameo
Classic Cream
Desert Sand
Linen
Sage
Sandtone
Silver Grey
Tuscan Olive
Victorian Grey
Wicker

Classic Colors

Corn Silk
Everest
Harbor Grey
Pebblestone Clay
Scottish Thistle

Deep Colors

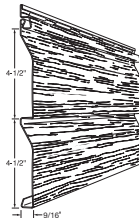
English Wedgewood
Deep Granite
Quiet Willow
Rugged Canyon

OVD45

Ovation

Double 4.5" Dutch Lap

- Nominal Thickness: .042
- Finish: Woodgrain
- Length: 12' 1"
- 22 Pcs./Ctn.
- 2 Sqs./Ctn.
- 101 Lbs./Ctn.



White

Light Colors

Almond
Cameo
Classic Cream
Desert Sand
Linen
Sage
Sandtone
Silver Grey
Tuscan Olive
Victorian Grey
Wicker

Classic Colors

Corn Silk
Everest
Harbor Grey
Pebblestone Clay
Scottish Thistle

Deep Colors

English Wedgewood
Deep Granite
Misty Shadow
Montana Suede
Quiet Willow
Rugged Canyon
Vintage Dublin

Solar Defense®

Reflective Technology™

Brandy Wood
Natural Slate
Newport Bay
Red Brick

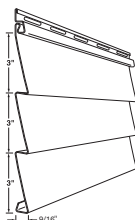
Ovation™

Product Code/Description

OV30S

Ovation Triple 3"

- Nominal Thickness: .042
- Finish: Brushed
- Length: 12' 1"
- 22 Pcs./Ctn.
- 2 Sqs./Ctn.
- 98 Lbs./Ctn.



Color Availability

White

Light Colors

Cameo
 Classic Cream
 Desert Sand
 Linen
 Sandtone
 Silver Grey
 Tuscan Olive
 Victorian Grey
 Wicker

Classic Colors

Everest
 Harbor Grey
 Pebblestone Clay
 Scottish Thistle



**Installing horizontal
 beaded siding**


Mill Creek®

Product Code/Description

MC40

Mill Creek Double 4"


- Nominal Thickness: .040
- Length: 12' 6"
- 24 Pcs./Ctn.
- 2 Sqs./Ctn.
- 90 Lbs./Ctn.



MC50

Mill Creek Double 5"

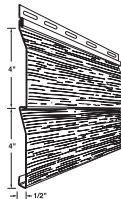
- Nominal Thickness: .040
- Length: 12'
- 20 Pcs./Ctn.
- 2 Sqs./Ctn.
- 85 Lbs./Ctn.



MCD40

Mill Creek Double 4" Dutch Lap

- Nominal Thickness: .040
- Length: 12' 6"
- 24 Pcs./Ctn.
- 2 Sqs./Ctn.
- 93 Lbs./Ctn.



Color Availability

White

Light Colors

Almond
Cameo
Classic Cream
Desert Sand
Sandtone
Silver Grey
Tuscan Olive
Victorian Grey
Wicker

Classic Colors

Everest
Pebblestone Clay
Scottish Thistle

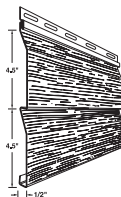
Mill Creek®

Product Code/Description

MCD45

Mill Creek Double 4.5" Dutch Lap

- Nominal Thickness: .040
- Length: 12' 1"
- 22 Pcs./Ctn.
- 2 Sqs./Ctn.
- 88 Lbs./Ctn.



Color Availability

White

Light Colors

Almond
Cameo
Classic Cream
Desert Sand
Sandtone
Silver Grey
Tuscan Olive
Victorian Grey
Wicker


Classic Colors

Everest
Pebblestone Clay
Scottish Thistle

MCD50

Mill Creek Double 5" Dutch Lap

- Nominal Thickness: .040
- Length: 12'
- 20 Pcs./Ctn.
- 2 Sqs./Ctn.
- 86 Lbs./Ctn.



Universal Vinyl Siding Accessories

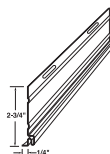
Product Code/Description

Color Availability

MVS250

Starter Strip Vinyl - 1/4"

- Length: 12' 6"
- 40 Pcs./Ctn.
- 69 Lbs./Ctn.



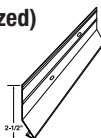
White

ASVSS25

Steel Starter Strip (galvanized)

- Length: 10'
- 25 Pcs./Ctn.
- 40 Lbs./Ctn.

(Not to be installed with aluminum siding)

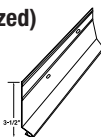


ASVSS35

Steel Starter Strip (galvanized)

- Length: 10'
- 25 Pcs./Ctn.
- 49 Lbs./Ctn.

(Not to be installed with aluminum siding)



Starter strip

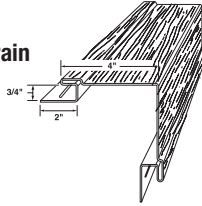
Universal Vinyl Siding Accessories

Product Code/Description

AWOP06

Universal Outside Corner Post Woodgrain 4" x 3/4" x 10'

- Finish: Woodgrain
- Length: 10'
- 10 Pcs./Ctn.
- 50 Lbs./Ctn.



Color Availability

White

Light Colors

Almond
Cameo
Classic Cream
Colonial Yellow
Desert Sand
Linen
Sage
Sandtone
Silver Grey
Tuscan Olive
Victorian Grey
Wicker

Classic Colors

Corn Silk
Everest
Harbor Grey
Pebblestone Clay
Scottish Thistle

Deep Colors

Autumn Harvest
Bayou
Brunswick
Deep Granite
English Wedgewood
Lakeshore Fern
Misty Shadow

Modern Iron
Montana Suede
Portsmouth Blue
Quiet Willow
Rugged Canyon
Russet Red
Terra Cotta
Vintage Dublin

Cedar Colors

American Walnut
Cape Cod Grey
Glacier Blue
Natural Cedar
Timberstone
Woodland Green

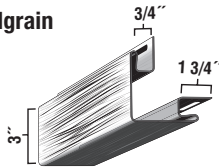
Solar Defense® Reflective Technology™

Alpine Forest
Brandy Wood
Deep Cavern
Natural Slate
Newport Bay
Red Brick
Rock Harbor
Whispering Timber
Woodland Retreat

WOCP306

Universal Outside Corner Post Woodgrain 3" x 3/4" x 10'

- Finish: Woodgrain
- Length: 10'
- 10 Pcs./Ctn.
- 37 Lbs./Ctn.



White

Light Colors

Almond
Cameo
Classic Cream
Desert Sand
Linen
Sandtone
Silver Grey
Tuscan Olive
Victorian Grey
Wicker

Classic Colors

Everest
Harbor Grey
Pebblestone Clay
Scottish Thistle



Flashing and
installing
corner posts



Replacing
panels and
outside corners



Corner post
options



Overlapping
and closing off
outside corners

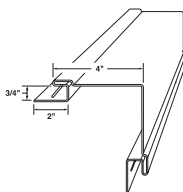
Universal Vinyl Siding Accessories

Product Code/Description

MTOP06

Universal Outside Corner Post Matte 4" x 3/4" x 10'

- Finish: Matte
- Length: 10'
- 10 Pcs./Ctn.
- 51 Lbs./Ctn.



Color Availability

White

Light Colors

Almond
Cameo
Desert Sand
Linen
Sandtone
Silver Grey
Victorian Grey
Wicker

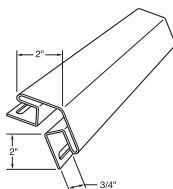
Classic Colors

Everest
Harbor Grey
Pebblestone Clay
Scottish Thistle

BAY0P06

Bay Corner - 3/4"

- Length: 10'
- 10 Pcs./Ctn.
- 33.4 lbs./CFA.



White

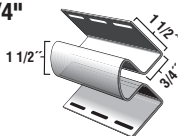
Classic Color

Pebblestone Clay

MICP06

Inside Corner Post - 3/4"

- Length: 10'
- 10 Pcs./Ctn
- 24.43 Lbs./Ctn.



White

Light Colors

Almond
Cameo
Classic Cream
Colonial Yellow
Desert Sand
Linen
Sage
Sandtone
Silver Grey
Tuscan Olive
Victorian Grey
Wicker

Classic Colors

Corn Silk
Everest
Harbor Grey
Pebblestone Clay
Scottish Thistle

Deep Colors

Autumn Harvest
Bayou
Brunswick
Deep Granite
English Wedgewood
Lakeshore Fern
Misty Shadow
Modern Iron
Montana Suede
Portsmouth Blue
Quiet Willow
Rugged Canyon

Russet Red

Terra Cotta
Vintage Dublin

Cedar Colors

American Walnut
Cape Cod Grey
Glacier Blue
Natural Cedar
Timberstone
Woodland Green

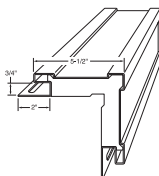
Universal Vinyl Siding Accessories

Product Code/Description

TF0P55

Traditional 5-1/2" Outside Corner Post with Foam Insert

- Length: 20'
- 4 Pcs./Ctn.
- 67 Lbs./Ctn.



Color Availability

White

Light Colors

Cameo
Desert Sand
Wicker

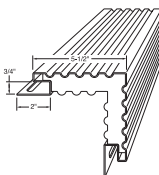
Classic Color

Pebblestone Clay

FF0P55

Fluted 5-1/2" Outside Corner Post with Foam Insert

- Length: 20'
- 4 Pcs./Ctn.
- 67 Lbs./Ctn.

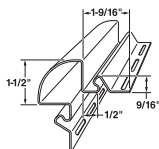


White

LINQRS

Corner Starter and Insert

- Length: 20'
- 10 Pcs./Ctn.
- 68 Lbs./Ctn.



White

Universal Vinyl Siding Accessories

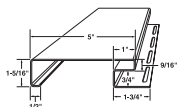
Product Code/Description

Color Availability

LIN5

5" Lineal

- Length: 20'
- 10 Pcs./Ctn.
- 78 Lbs./Ctn.



White

Light Colors

Cameo
Desert Sand

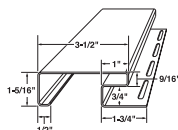
Classic Color

Pebblestone Clay

LIN35

3-1/2" Lineal

- Length: 20'
- 10 Pcs./Ctn.
- 65 Lbs./Ctn.



White

Light Colors

Cameo
Desert Sand

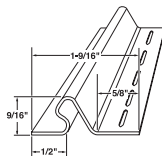
Classic Color

Pebblestone Clay

WCNCSS

New Construction Lineal Starter

- Length: 12' 6"
- 40 Pcs./Ctn.
- 40 Lbs./Ctn.

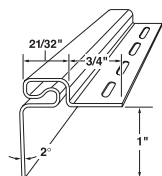


White

WCRSS

Remodeling Lineal Starter

- Length: 12' 6"
- 40 Pcs./Ctn.
- 58 Lbs./Ctn.



White



Installing
lineals as band
boards and
gables

Installing lineals
around new
& remodeled
windows



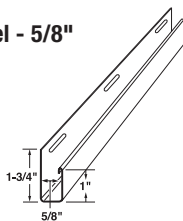
Universal Vinyl Siding Accessories

Product Code/Description

MVJ051

All Purpose J-Channel - 5/8" 1" Face

- Length: 12' 6"
- 40 Pcs./Ctn.
- 45 Lbs./Ctn.



Color Availability

White

Light Colors

Almond
Cameo
Classic Cream
Colonial Yellow
Desert Sand
Linen
Sage
Sandtone
Silver Grey
Tuscan Olive
Victorian Grey
Wicker

Classic Colors

Corn Silk
Everest
Harbor Grey
Pebblestone Clay
Scottish Thistle

Deep Colors

Autumn Harvest
Bayou
Brunswick
Deep Granite
English Wedgewood
Lakeshore Fern
Misty Shadow
Modern Iron

Montana Suede
Portsmouth Blue
Quiet Willow
Rugged Canyon
Russet Red
Vintage Dublin

Dark Color

*Musket Brown
*Black

Cedar Colors

American Walnut
Cape Cod Grey
Glacier Blue
Natural Cedar
Timberstone
Woodland Green

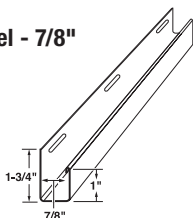
Solar Defense® Reflective Technology™

Alpine Forest
Brandy Wood
Deep Cavern
Natural Slate
Newport Bay
Red Brick
Rock Harbor
Whispering Timber
Woodland Retreat

MVJ071

All Purpose J-Channel - 7/8" 1" Face

- Length: 12' 6"
- 40 Pcs./Ctn.
- 48 Lbs./Ctn.



White

Light Colors

Almond
Cameo
Classic Cream
Colonial Yellow
Desert Sand
Linen
Sage
Sandtone
Silver Grey
Tuscan Olive
Victorian Grey
Wicker

Classic Colors

Corn Silk
Everest
Harbor Grey
Pebblestone Clay
Scottish Thistle

Deep Colors

Autumn Harvest
Deep Granite
English Wedgewood
Lakeshore Fern

Misty Shadow
Montana Suede
Portsmouth Blue
Quiet Willow
Rugged Canyon
Russet Red
Terra Cotta

Cedar Colors

American Walnut
Cape Cod Grey
Glacier Blue
Natural Cedar
Timberstone
Woodland Green

Solar Defense® Reflective Technology™

Alpine Forest
Brandy Wood
Deep Cavern
Natural Slate
Newport Bay
Red Brick
Rock Harbor
Whispering Timber
Woodland Retreat

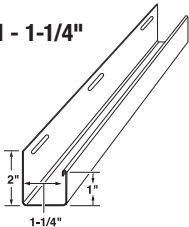
**J-Channel
options**



* Musket Brown and Black color is not warranted for sidewall use.

Universal Vinyl Siding Accessories

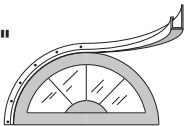
Product Code/Description
MVJ125
All Purpose J-Channel - 1-1/4"
1" Face
<ul style="list-style-type: none">• Length: 12' 6"• 20 Pcs./Ctn.• 53 Lbs./Ctn.



Color Availability
White
Light Colors
Almond
Cameo
Classic Cream
Desert Sand
Linen
Sage
Sandtone
Silver Grey
Victorian Grey
Wicker
Classic Colors
Corn Silk

Everest
Harbor Grey
Pebblestone Clay
Scottish Thistle
Deep Colors
Autumn Harvest
English Wedgewood
Deep Granite
Misty Shadow
Montana Suede
Quiet Willow
Rugged Canyon
Russet Red

MVFJ0341
Flexible J-Channel - 1"
<ul style="list-style-type: none">• Length: 12' 6"• 20 Pcs./Ctn.• 66 Lbs./Ctn.• Throat width: 13/16"



White
Light Colors
Pebblestone Clay

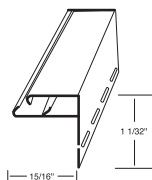
Universal Vinyl Siding Accessories

Product Code/Description

SCMNT126

Snap-In Crown Mount

- Length: 12' 6"
- 40 Pcs./Ctn.
- 46 Lbs./Ctn.



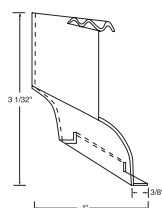
Color Availability

White

SCROWN126

Snap-In Crown 3" Crown

- Length: 12' 6"
- 20 Pcs./Ctn.
- 55 Lbs./Ctn.



White

Light Colors

Cameo
Desert Sand
Wicker

Classic Color

Pebblestone Clay

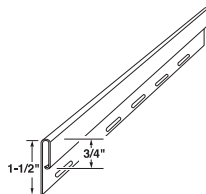
Universal Vinyl Siding Accessories

Product Code/Description

MFT

Finish Trim

- Length: 12' 6"
- 40 Pcs./Ctn.
- 46 Lbs./Ctn.



Color Availability

White

Light Colors

Almond
Cameo
Classic Cream
Colonial Yellow
Desert Sand
Linen
Sage
Sandtone
Silver Grey
Tuscan Olive
Victorian Grey
Wicker

Classic Colors

Corn Silk
Everest
Harbor Grey
Pebblestone Clay
Scottish Thistle

Deep Colors

Autumn Harvest
Bayou
Brunswick
Deep Granite
English Wedgewood
Lakeshore Fern

Misty Shadow
Modern Iron
Montana Suede
Portsmouth Blue
Quiet Willow
Rugged Canyon
Russet Red
Vintage Dublin

Cedar Colors

American Walnut
Cape Cod Grey
Glacier Blue
Natural Cedar
Timberstone
Woodland Green

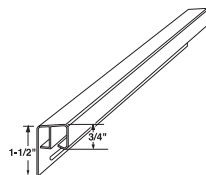
Solar Defense® Reflective Technology™

Alpine Forest
Brandy Wood
Deep Cavern
Natural Slate
Newport Bay
Red Brick
Rock Harbor
Whispering Timber
Woodland Retreat

MVDF

Double Finish Trim

- Length: 12' 6"
- 20 Pcs./Ctn.
- 31 Lbs./Ctn.



White

Light Colors

Almond
Cameo
Classic Cream
Colonial Yellow
Desert Sand
Linen
Sage
Sandtone
Silver Grey
Tuscan Olive

Victorian Grey
Wicker

Classic Colors

Everest
Harbor Grey
Pebblestone Clay
Scottish Thistle

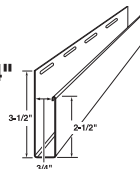
Deep Colors

Deep Granite
Misty Shadow
Rugged Canyon

WCT06

2-1/2" Wide Window Casing Trim - 3/4"

- Length: 12' 6"
- 20 Pcs./Ctn.
- 55 Lbs./Ctn.



White

Light Colors

Cameo
Desert Sand
Wicker

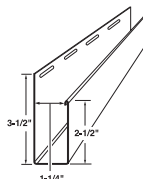
Classic Color

Pebblestone Clay

WCT12

2-1/2" Wide Window Casing Trim - 1-1/4"

- Length: 12' 6"
- 20 Pcs./Ctn.
- 66 Lbs./Ctn.



White

Ventura® Hidden Vent Soffit

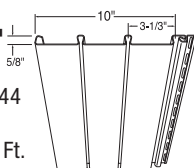
Product Code/Description

HVS10V

Ventura® Triple 3 1/3" Hidden Vent Soffit

- Nominal Thickness: .044
- Finish: Matte
- 9.19 Sq. In. N.F.A./Sq. Ft.
- Length: 12'
- 20 Pcs./Ctn.
- 2 Sqs./Ctn.
- 122 Lbs./Ctn.

(Not warranted for sidewall use.)



Color Availability

White

Light Colors

Almond
Cameo
Classic Cream
Desert Sand
Linen
Sandtone
Silver Grey
Victorian Grey
Wicker

Classic Colors

Harbor Grey
Pebblestone Clay

Deep Colors

Autumn Harvest
Deep Granite

English Wedgewood
Misty Shadow
Montana Suede
Rugged Canyon
Russet Red

Dark Color

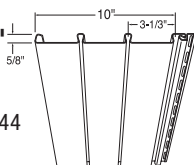
Musket Brown

HVS10N

Ventura® Triple 3 1/3" Non-Ventilated Soffit/Wainscot

- Nominal Thickness: .044
- Finish: Matte
- Length: 12'
- 20 Pcs./Ctn.
- 2 Sqs./Ctn.
- 121 Lbs./Ctn.

(* Musket Brown color not warranted for sidewall use.)



White

Light Colors

Almond
Cameo
Classic Cream
Desert Sand
Linen
Sandtone
Silver Grey
Victorian Grey
Wicker

Classic Colors

Harbor Grey
Pebblestone Clay

Deep Color

Autumn Harvest
Deep Granite

English Wedgewood
Misty Shadow
Montana Suede
Rugged Canyon
Russet Red

Dark Color

Musket Brown

Soffit
options



Vertical siding
options



Installing
vinyl soffits



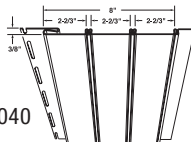
Pro-Bead® Vinyl Soffit/ Wainscot and Accessories

Product Code/Description

PBS80N

Pro-Bead® 8" Non-Ventilated Soffit/Wainscot

- Nominal Thickness: .040
- Finish: Matte
- Length: 12' 6"
- 24 Pcs./Ctn.
- 2 Sqs./Ctn.
- 116 Lbs./Ctn.



Color Availability

White

Light Colors

Cameo
Classic Cream
Desert Sand
Sandtone
Victorian Grey
Wicker

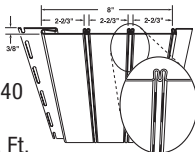
Classic Color

Pebblestone Clay

PBS80V

Pro-Bead® 8" Ventilated Soffit

- Nominal Thickness: .040
- Finish: Matte
- 1.54 Sq. In. N.F.A./Sq. Ft.
- Length: 12' 6"
- 24 Pcs./Ctn.
- 2 Sqs./Ctn.
- 116 Lbs./Ctn.



White

Light Colors

Cameo
Classic Cream
Desert Sand
Sandtone
Victorian Grey
Wicker

Classic Color

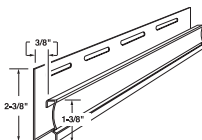
Pebblestone Clay

(Not warranted for sidewall use.)

PBSJ03

Pro-Bead® J-Channel - 3/8"

- Length: 12' 6"
- 24 Pcs./Ctn.
- 300 Ft./Ctn.
- 39 Lbs./Ctn.



White

Light Colors

Cameo
Classic Cream
Desert Sand
Sandtone
Victorian Grey
Wicker

Classic Color

Pebblestone Clay



Installing porch
ceilings/beaded
soffit

Pro-Select® Vinyl Soffit

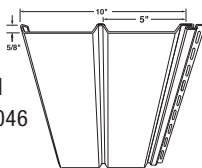
Product Code/Description

PSS10N

Pro-Select® Double 5" Premium Non-Ventilated Panel

- Nominal Thickness: .046
- Finish: Brushed
- Length: 12'
- 20 Pcs./Ctn.
- 2 Sqs./Ctn.
- 107 Lbs./Ctn.

(* Montana Suede and Musket Brown colors not warranted for sidewall use.)



Color Availability

White

Light Colors

Almond
Cameo
Desert Sand
Linen
Sandtone
Victorian Grey
Wicker

Classic Colors

Harbor Grey
Pebblestone Clay
Scottish Thistle

Dark Color

*Musket Brown

Deep Color

*Montana Suede

Cedar Colors

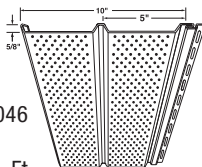
American Walnut
Glacier Blue
Natural Cedar
Timberstone

PSS10V

Pro-Select® Double 5" Premium Ventilated Panel

- Nominal Thickness: .046
- Finish: Brushed
- 7.53 Sq. In. N.F.A./Sq. Ft.
- Length: 12'
- 20 Pcs./Ctn.
- 2 Sqs./Ctn.
- 104 Lbs./Ctn.

(Not warranted for sidewall use.)



White

Light Colors

Almond
Cameo
Desert Sand
Linen
Sandtone
Victorian Grey
Wicker

Classic Colors

Harbor Grey
Pebblestone Clay
Scottish Thistle

Dark Color

Musket Brown

Deep Color

Montana Suede

Cedar Colors

American Walnut
Glacier Blue
Natural Cedar
Timberstone

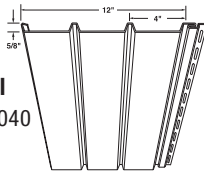
Pro-Tech® Plus Vinyl Soffit

Product Code/Description

PTS12N

Pro-Tech® Plus Triple 4" Non-Ventilated Panel

- Nominal Thickness: .040
- Finish: Matte
- Length: 12'
- 16 Pcs./Ctn.
- 1.92 Sqs./Ctn.
- 90 Lbs./Ctn.



(*Black and Musket Brown color not warranted for sidewall use.)

Color Availability

White

Light Colors

Almond
Cameo
Classic Cream
Desert Sand
Linen
Sandtone
Silver Grey
Victorian Grey
Wicker

Classic Colors

Everest
Harbor Grey
Pebblestone Clay

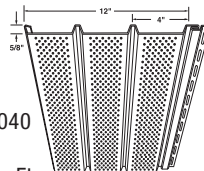
Dark Colors

*Musket Brown
*Black

PTS12V

Pro-Tech® Plus Triple 4" Ventilated* Panel

- Nominal Thickness: .040
- Finish: Matte
- 5.87 Sq. In. N.F.A./Sq. Ft.
- Length: 12'
- 16 Pcs./Ctn.
- 1.92 Sqs./Ctn.
- 88 Lbs./Ctn.



(*Not warranted for sidewall use.)

White

Light Colors

Almond
Cameo
Classic Cream
Desert Sand
Linen
Sandtone
Silver Grey
Victorian Grey
Wicker

Classic Colors

Everest
Harbor Grey
Pebblestone Clay

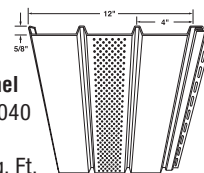
Dark Colors

Musket Brown
Black

PTS12CV

Pro-Tech® Plus Triple 4" Center Ventilated* Panel

- Nominal Thickness: .040
- Finish: Matte
- 1.96 Sq. In. N.F.A./Sq. Ft.
- Length: 12'
- 16 Pcs./Ctn.
- 1.92 Sqs./Ctn.
- 89 Lbs./Ctn.



(*Not warranted for sidewall use.)

White

Pro-Tech® Plus Vinyl Soffit

Product Code/Description

PTS10N

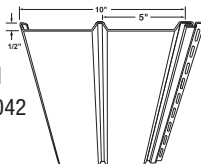
Pro-Tech® Plus

Double 5"

Non-Ventilated Panel

- Nominal Thickness: .042
- Finish: Matte
- Length: 12'
- 20 Pcs./Ctn.
- 2 Sqs./Ctn.
- 94 Lbs./Ctn.

(Pro-Tech D5 not warranted for sidewall use.)



Color Availability

White

Light Colors

Almond
Cameo
Classic Cream
Desert Sand
Linen
Sandtone
Silver Grey
Victorian Grey
Wicker

Classic Colors

Everest
Harbor Grey
Pebblestone Clay

PTS10V

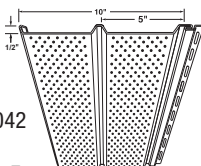
Pro-Tech® Plus

Double 5"

Ventilated Panel

- Nominal Thickness: .042
- Finish: Matte
- 7.53 Sq. In. N.F.A./Sq. Ft.
- Length: 12'
- 20 Pcs./Ctn.
- 2 Sqs./Ctn.
- 91 Lbs./Ctn.

(Not warranted for sidewall use.)



White

Light Colors

Almond
Cameo
Classic Cream
Desert Sand
Linen
Sandtone
Silver Grey
Victorian Grey
Wicker

Classic Colors

Everest
Harbor Grey
Pebblestone Clay

Universal Vinyl Soffit

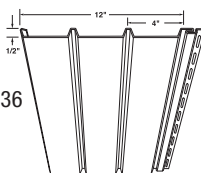
Product Code/Description

UVS12N

Universal Triple 4" Non-Ventilated Panel

- Nominal Thickness: .036
- Finish: Matte
- Length: 12'
- 16 Pcs./Ctn.
- 1.92 Sqs./Ctn.
- 80 Lbs./Ctn.

(Not warranted for sidewall use.)



Color Availability

White

Light Colors

Almond
Cameo
Desert Sand
Linen
Sandtone
Wicker

Classic Color

Pebblestone Clay

Dark Color

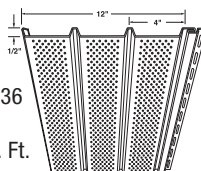
Musket Brown

UVS12P

Universal Triple 4" Ventilated Panel

- Nominal Thickness: .036
- Finish: Matte
- 5.87 Sq. In. N.F.A./Sq. Ft.
- Length: 12'
- 16 Pcs./Ctn.
- 1.92 Sqs./Ctn.
- 75 Lbs./Ctn.

(Not warranted for sidewall use.)

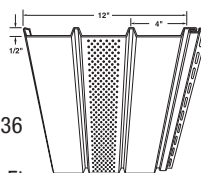


UVS12CP

Universal Triple 4" Center Ventilated Panel

- Nominal Thickness: .036
- Finish: Matte
- 1.96 Sq. In. N.F.A./Sq. Ft.
- Length: 12'
- 16 Pcs./Ctn.
- 1.92 Sqs./Ctn.
- 78 Lbs./Ctn.

(Not warranted for sidewall use.)



White

(Universal T4 not warranted for sidewall use.)

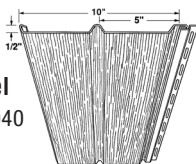
Universal Vinyl Soffit

Product Code/Description

TRMS10N

Universal Double 5" Non-Ventilated Panel

- Nominal Thickness: .040
- Finish: Woodgrain
- Length: 12'
- 20 Pcs./Ctn.
- 2 Sqs./Ctn.
- 90 Lbs./Ctn.



(Not warranted for sidewall use.)

Color Availability

White

Light Colors

Almond
Cameo
Desert Sand
Linen
Wicker

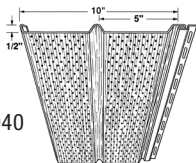
Classic Color

Pebblestone Clay

TRMS10V

Universal Double 5" Ventilated Panel

- Nominal Thickness: .040
- Finish: Woodgrain
- 7.53 Sq. In. N.F.A./Sq. Ft.
- Length: 12'
- 20 Pcs./Ctn.
- 2 Sqs./Ctn.
- 87 Lbs./Ctn.



(Not warranted for sidewall use.)

(Universal D5 Soffit not warranted for sidewall use.)

Vinyl Soffit Accessories

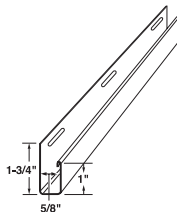
Product Code/Description

Color Availability

MVJ051

All Purpose J-Channel - 5/8" 1" Face

- Length: 12' 6"
- 40 Pcs./Ctn.
- 45 Lbs./Ctn.



White

Light Colors

Almond
Cameo
Classic Cream
Colonial Yellow
Desert Sand
Linen
Sage
Sandtone
Silver Grey
Tuscan Olive
Victorian Grey
Wicker

Classic Colors

Corn Silk
Everest
Harbor Grey
Pebblestone
Clay
Scottish Thistle

Deep Colors

Autumn Harvest
Bayou
Brunswick
Deep Granite

English

Wedgewood
Lakeshore Fern
Misty Shadow
Modern Iron
Montana Suede
Portsmouth Blue
Quiet Willow
Rugged Canyon
Russet Red
Vintage Dublin

Dark Colors

Black
Musket Brown

Cedar Colors

American Walnut
Cape Cod Grey
Glacier Blue
Natural Cedar
Timberstone
Woodland Green

SolarDefense®

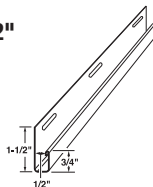
Alpine Forest
Brandy Wood
Deep Cavern
Natural Slate

Newport Bay
Red Brick
Rock Harbor
Whispering
Timber
Woodland
Retreat

MVJ04

Soffit J-Channel - 1/2"

- Length: 12' 6"
- 40 Pcs./Ctn.
- 41 Lbs./Ctn.



White

Light Colors

Almond
Cameo
Desert Sand
Linen
Sandtone
Wicker

Classic Color

Pebblestone Clay

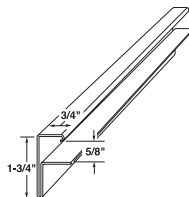
Dark Colors

Musket Brown

VFR05

5/8" "F" Channel

- Length: 12' 6"
- 24 Pcs./Ctn.
- 40 Lbs./Ctn.



White

Light Colors

Almond
Cameo
Desert Sand
Sage
Sandtone
Wicker

Classic Color

Pebblestone Clay

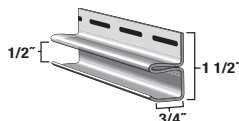
Dark Colors

Black
Musket Brown

MFCH04

1/2" "F" Channel

- Length: 12' 6"
- 40 Pcs./Ctn.
- 46 Lbs./Ctn.



White

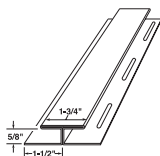
Vinyl Soffit Accessories

Product Code/Description

MVTC05

"T" Channel - 5/8"

- Length: 12' 6"
- 12 Pcs./Ctn.
- 33 Lbs./Ctn.



Color Availability

White

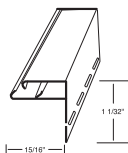
Classic Color

Pebblestone Clay

SCMNT126

Snap-In Crown Mount

- Length: 12' 6"
- 40 Pcs./Ctn.
- 46 Lbs./Ctn.

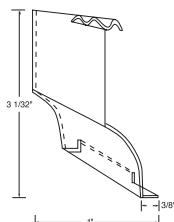


White

SCROWN126

Snap-In 3" Crown

- Length: 12' 6"
- 20 Pcs./Ctn.
- 55 Lbs./Ctn.



White

Light Colors

Cameo

Desert Sand

Wicker

Classic Color

Pebblestone Clay

Notes:

Shutters

Standard 12" & 15" Raised Panel

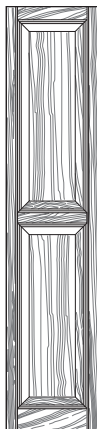
Product Code/Description

VINRP12

Standard Raised Panel Shutters

- 12" Wide (Nominal)
- High Density Copolymer
- Baked-on Acrylic Finish
- 1 Pair/Ctn.

Product Code	Length	Lbs./Ctn.
VINRP1227	27"	6 Lbs./Ctn.
VINRP1231	31"	7 Lbs./Ctn.
VINRP1235	35"	8 Lbs./Ctn.
VINRP1239	39"	8 Lbs./Ctn.
VINRP1243	43"	9 Lbs./Ctn.
VINRP1247	47"	10 Lbs./Ctn.
VINRP1251	51"	11 Lbs./Ctn.
VINRP1255	55"	12 Lbs./Ctn.
VINRP1259	59"	12 Lbs./Ctn.
VINRP1263	63"	13 Lbs./Ctn.
VINRP1267	67"	13 Lbs./Ctn.
VINRP1271	71"	15 Lbs./Ctn.



Regular Style

Color Availability

11	White
33	Black
99	Blackwatch Green
41	Blue
59	Brown
BLU	Coastal Blue
IJ	Dark Berry
95	Dark Navy
56	Dark Spruce
55	Green
16	Grey
52	Pebblestone Clay
PE	Peppercorn
38	Red
CRM	Sand Dollar
93	Spanish Moss
SL	Terra Brown
SK	Vineyard Red
58	Winestone

SHERWIN-WILLIAMS®

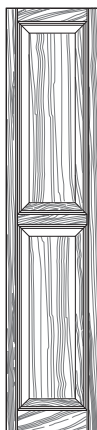
EGF	Evergreen Fog, SW 9130
GAF	Gale Force, SW 7605
URB	Urbane Bronze, SW 7048

VINRP15

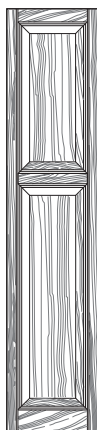
Standard Raised Panel Shutters

- 15" Wide (Nominal)
- High Density Copolymer
- Baked-on Acrylic Finish
- 1 Pair/Ctn.

Product Code	Length	Lbs./Ctn.
VINRP1531	31"	6 Lbs./Ctn.
VINRP1535	35"	7 Lbs./Ctn.
VINRP1539	39"	8 Lbs./Ctn.
VINRP1543	43"	8 Lbs./Ctn.
VINRP1547	47"	9 Lbs./Ctn.
VINRP1551	51"	10 Lbs./Ctn.
VINRP1555	55"	10 Lbs./Ctn.
VINRP1559	59"	11 Lbs./Ctn.
VINRP1563	63"	12 Lbs./Ctn.
VINRP1567	67"	13 Lbs./Ctn.
VINRP1567C	67"	13 Lbs./Ctn.
VINRP1571	71"	13 Lbs./Ctn.
VINRP1575	75"	14 Lbs./Ctn.
VINRP1581	81"	15 Lbs./Ctn.



Regular Style

Cottage Style
(67" Length only)

**Installing
Shutters**

Notes: All shutter dimensions are nominal. All louvered and raised panel shutter cartons include 3" painted steel mounting screws and shutter plugs.

Sherwin-Williams® is a registered trademark of SWIMC LLC.

Shutters

Standard 12" & 15" Louvered

Product Code/Description

VINLV12

Standard Open Louvered Shutters

- 12" Wide (Nominal)
- High Density Copolymer
- Baked-on Acrylic Finish
- 1 Pair/Ctn.

Product Code	Length	Lbs./Ctn.
VINLV1255	55"	12 Lbs./Ctn.
VINLV1259	59"	12 Lbs./Ctn.



Regular Style

Color Availability

11	White
33	Black
99	Blackwatch Green
41	Blue
59	Brown
BLU	Coastal Blue
IJ	Dark Berry
95	Dark Navy
56	Dark Spruce
55	Green
16	Grey
52	Pebblestone Clay
PE	Peppercorn
38	Red
CRM	Sand Dollar
93	Spanish Moss
SL	Terra Brown
SK	Vineyard Red
58	Winestone

SHERWIN-WILLIAMS®

EGF	Evergreen Fog, SW 9130
GAF	Gale Force, SW 7605
URB	Urbane Bronze, SW 7048

VINLV15

Standard Open Louvered Shutters

- 15" Wide (Nominal)
- High Density Copolymer
- Baked-on Acrylic Finish
- 1 Pair/Ctn.

Product Code	Length	Lbs./Ctn.
VINLV1525	25"	5 Lbs./Ctn.
VINLV1531	31"	6 Lbs./Ctn.
VINLV1535	35"	7 Lbs./Ctn.
VINLV1539	39"	7 Lbs./Ctn.
VINLV1543	43"	8 Lbs./Ctn.
VINLV1547	47"	8 Lbs./Ctn.
VINLV1551	51"	9 Lbs./Ctn.
VINLV1555	55"	11 Lbs./Ctn.
VINLV1559	59"	11 Lbs./Ctn.
VINLV1563	63"	11 Lbs./Ctn.
VINLV1567	67"	12 Lbs./Ctn.
VINLV1567C	67"	12 Lbs./Ctn.
VINLV1571	71"	12 Lbs./Ctn.
VINLV1575	75"	14 Lbs./Ctn.
VINLV1581	81"	14 Lbs./Ctn.



Regular Style



Cottage Style
(67" Length only)

Notes: All shutter dimensions are nominal. All louvered and raised panel shutter cartons include 3" painted steel mounting screws and shutter plugs.

Sherwin-Williams® is a registered trademark of SWIMC LLC.

Shutters

Standard 11" & 12" Board+Batten

Product Code/Description

VIN3C11 & VIN3012

Standard Board+Batten 3-Board Shutters

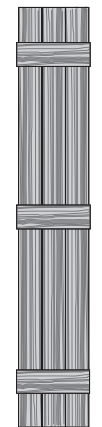
- 11"-12" Wide (Nominal)
- High Density Copolymer
- Baked-on Acrylic Finish
- 1 Pair/Ctn.

CLOSED


Product Code	Length	Lbs./Ctn.
VIN3C1131	11"x31"	4.5 Lbs./Ctn.
VIN3C1135	11"x35"	5 Lbs./Ctn.
VIN3C1139	11"x39"	5 Lbs./Ctn.
VIN3C1143	11"x43"	5.5 Lbs./Ctn.
VIN3C1147	11"x47"	6 Lbs./Ctn.
VIN3C1151	11"x51"	6 Lbs./Ctn.
VIN3C1155	11"x55"	7 Lbs./Ctn.
VIN3C1159	11"x59"	7.5 Lbs./Ctn.
VIN3C1163	11"x63"	8 Lbs./Ctn.
VIN3C1167	11"x67"	8.5 Lbs./Ctn.
VIN3C1171	11"x71"	9 Lbs./Ctn.
VIN3C1175	11"x75"	9 Lbs./Ctn.
VIN3C1181	11"x81"	10 Lbs./Ctn.

OPEN

Product Code	Length	Lbs./Ctn.
VIN301231	12"x31"	4.5 Lbs./Ctn.
VIN301235	12"x35"	5 Lbs./Ctn.
VIN301239	12"x39"	5 Lbs./Ctn.
VIN301243	12"x43"	6 Lbs./Ctn.
VIN301247	12"x47"	6 Lbs./Ctn.
VIN301251	12"x51"	6.5 Lbs./Ctn.
VIN301255	12"x55"	7.5 Lbs./Ctn.
VIN301259	12"x59"	8 Lbs./Ctn.
VIN301263	12"x63"	8 Lbs./Ctn.
VIN301267	12"x67"	8.5 Lbs./Ctn.
VIN301271	12"x71"	9 Lbs./Ctn.
VIN301275	12"x75"	9.5 Lbs./Ctn.
VIN301281	12"x81"	10 Lbs./Ctn.



Closed Style



Open Style

Color Availability

11	White
33	Black
99	Blackwatch Green
41	Blue
59	Brown
BLU	Coastal Blue
IJ	Dark Berry
95	Dark Navy
56	Dark Spruce
55	Green
16	Grey
52	Pebblestone Clay
PE	Peppercorn
38	Red
CRM	Sand Dollar
93	Spanish Moss
SL	Terra Brown
SK	Vineyard Red
58	Winestone

SHERWIN-WILLIAMS®

EGF	Evergreen Fog, SW 9130
GAF	Gale Force, SW 7605
URB	Urbane Bronze, SW 7048

Notes: All shutter dimensions are nominal. Board+Batten shutter cartons include steel mounting screws.

Lengths 51" and smaller have 2 horizontal boards.

Lengths 55" and longer have 3 horizontal boards.

Sherwin-Williams® is a registered trademark of SWIMC LLC.



**Installing
Shutters**

Shutters

Standard 15" & 16" Board+Batten

Product Code/Description

VIN4C15 & VIN4016

Standard Board+Batten 4-Board Shutters

- 15"-16" Wide (Nominal)
- High Density Copolymer
- Baked-on Acrylic Finish
- 1 Pair/Ctn.

CLOSED

Product Code	Length	Lbs./Ctn.
VIN4C1531	15"x31"	6 Lbs./Ctn.
VIN4C1535	15"x35"	6.5 Lbs./Ctn.
VIN4C1539	15"x39"	7 Lbs./Ctn.
VIN4C1543	15"x43"	7.5 Lbs./Ctn.
VIN4C1547	15"x47"	8 Lbs./Ctn.
VIN4C1551	15"x51"	8.5 Lbs./Ctn.
VIN4C1555	15"x55"	10 Lbs./Ctn.
VIN4C1559	15"x59"	10 Lbs./Ctn.
VIN4C1563	15"x63"	10.5 Lbs./Ctn.
VIN4C1567	15"x67"	11 Lbs./Ctn.
VIN4C1571	15"x71"	11.5 Lbs./Ctn.
VIN4C1575	15"x75"	12 Lbs./Ctn.
VIN4C1581	15"x81"	13 Lbs./Ctn.

OPEN

Product Code	Length	Lbs./Ctn.
VIN401631	16"x31"	6 Lbs./Ctn.
VIN401635	16"x35"	6.5 Lbs./Ctn.
VIN401639	16"x39"	7 Lbs./Ctn.
VIN401643	16"x43"	7.5 Lbs./Ctn.
VIN401647	16"x47"	8 Lbs./Ctn.
VIN401651	16"x51"	8.5 Lbs./Ctn.
VIN401655	16"x55"	10 Lbs./Ctn.
VIN401659	16"x59"	10.5 Lbs./Ctn.
VIN401663	16"x63"	11 Lbs./Ctn.
VIN401667	16"x67"	11.5 Lbs./Ctn.
VIN401671	16"x71"	12 Lbs./Ctn.
VIN401675	16"x75"	12.5 Lbs./Ctn.
VIN401681	16"x81"	13 Lbs./Ctn.



Closed Style



Open Style

Color Availability

11	White
33	Black
99	Blackwatch Green
41	Blue
59	Brown
BLU	Coastal Blue
IJ	Dark Berry
95	Dark Navy
56	Dark Spruce
55	Green
16	Grey
52	Pebblestone Clay
PE	Peppercorn
38	Red
CRM	Sand Dollar
93	Spanish Moss
SL	Terra Brown
SK	Vineyard Red
58	Winestone

SHERWIN-WILLIAMS®

EGF	Evergreen Fog, SW 9130
GAF	Gale Force, SW 7605
URB	Urbane Bronze, SW 7048

Notes: All shutter dimensions are nominal. Board+Batten shutter cartons include steel mounting screws.

Lengths 51" and smaller have

2 horizontal boards.

Lengths 55" and longer have
3 horizontal boards.

The following lengths of VIN4C are molded panels - 47", 55", 59", 63", and 71".

Sherwin-Williams® is a registered trademark of SWMC LLC.



**Installing
Shutters**

Shutters

Arched Top 14" Board+Batten

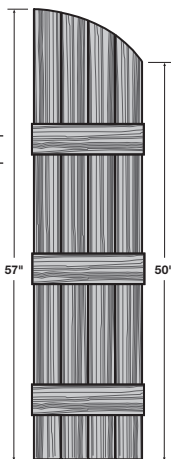
Product Code/Description

BARCH

Arch Top Board+Batten Shutter

- 14" Wide (Nominal)
- High Density Copolymer
- Baked-on Acrylic Finish
- 1 Pair/Ctn.

Product Code	Length	Lbs./Ctn.
BARCH41	41"	7 Lbs./Ctn.
BARCH43	43"	7.5 Lbs./Ctn.
BARCH47	47"	8 Lbs./Ctn.
BARCH57	57"	9.5 Lbs./Ctn.
BARCH61	61"	10 Lbs./Ctn.
BARCH65	65"	10.5 Lbs./Ctn.
BARCH71	71"	11.5 Lbs./Ctn.
BARCH73	73"	12 Lbs./Ctn.
BARCH77	77"	12.5 Lbs./Ctn.
BARCH85	85"	13 Lbs./Ctn.



Color Availability

11	White
33	Black
99	Blackwatch Green
41	Blue
59	Brown
BLU	Coastal Blue
IJ	Dark Berry
95	Dark Navy
56	Dark Spruce
55	Green
16	Grey
52	Pebblestone Clay
PE	Peppercorn
38	Red
CRM	Sand Dollar
93	Spanish Moss
SL	Terra Brown
SK	Vineyard Red
58	Winestone

SHERWIN-WILLIAMS®

EGF	Evergreen Fog, SW 9130
GAF	Gale Force, SW 7605
URB	Urbane Bronze, SW 7048

Notes: All shutter dimensions are nominal. Board+Batten shutter cartons include steel mounting screws. The short side of shutter is 7" shorter than Product Code length.

Sherwin-Williams® is a registered trademark of SWIMC LLC.



Shutters

Accessories

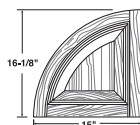
Product Code/Description

ARCH15RP

15" Raised Panel Arch Top

- 1 Pair/Ctn.
- 3 Lbs./Ctn.

* For standard shutters only

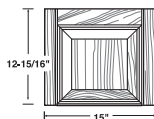


TRANRP15

15" Raised Panel Transom Top

- 1 Pair/Ctn.
- 3 Lbs./Ctn.

* For standard shutters only



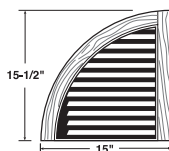
Notes: All shutter dimensions are nominal. All louvered and raised panel shutter cartons include 3" painted steel mounting screws and shutter plugs.
Not for use with custom shutters

ARCH15LV

15" Open Louvered Arch Top

- 1 Pair/Ctn.
- 3 Lbs./Ctn.

* For standard shutters only



Color Availability

- | | |
|-----|------------------|
| 11 | White |
| 33 | Black |
| 99 | Blackwatch Green |
| 41 | Blue |
| 59 | Brown |
| BLU | Coastal Blue |
| IJ | Dark Berry |
| 95 | Dark Navy |
| 56 | Dark Spruce |
| 55 | Green |
| 16 | Grey |
| 52 | Pebblestone Clay |
| PE | Peppercorn |
| 38 | Red |
| CRM | Sand Dollar |
| 93 | Spanish Moss |
| SL | Terra Brown |
| SK | Vineyard Red |
| 58 | Winestone |

SHERWIN-WILLIAMS®

- | | |
|-----|---------------------------|
| EGF | Evergreen Fog,
SW 9130 |
| GAF | Gale Force,
SW 7605 |
| URB | Urbane Bronze,
SW 7048 |



**Installing
Shutters**

Shutters

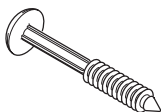
Accessories

Product Code/Description

SHUTTRPLUG

Fastener

- 1/4" x 2-5/8"
- 12 Pcs./Pkg.



VINITT

Painted Steel Replacement Screws

- 3/16" x 3"
- 4 Pcs./Pkg.



Color Availability

11	White
33	Black
99	Blackwatch Green
41	Blue
59	Brown
BLU	Coastal Blue
IJ	Dark Berry
95	Dark Navy
56	Dark Spruce
55	Green
16	Grey
52	Pebblestone Clay
PE	Peppercorn
38	Red
CRM	Sand Dollar
93	Spanish Moss
SL	Terra Brown
SK	Vineyard Red
58	Winestone

SHERWIN-WILLIAMS®

EGF	Evergreen Fog, SW 9130
GAF	Gale Force, SW 7605
URB	Urbane Bronze, SW 7048

SHTCLP12

Shutter Clips and Anchors

- 12 Pc. = 1 Each
- 50 Each = 1 Ctn.

*For standard shutters only.



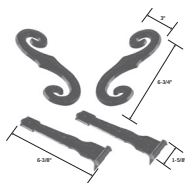
Mill Finish

SHOOK

Hooks and Hinges

Includes:

- (4) Hinges,
- (2) S-Hooks
(right and left)
- (10) Screws



33 Black

Door Surround Systems

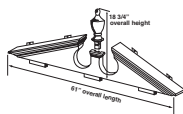
Product Code/Description

Color Availability

PEDIMENTST

Pediment Set

- Pediment Height: 12-3/4"
- Overall Height: 18-1/2"
- 1 Pc./Ctn.
- 8 Lbs./Ctn.

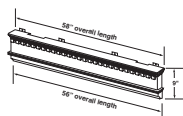


11 White (paintable)

MANTEL

Door Surround Mantel

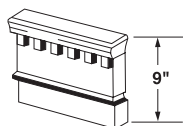
- Length: 58"
- 1 Pc./Ctn.
- 7.41 Lbs./Ctn.



MANTELOVLY

Door Mantel Overlay

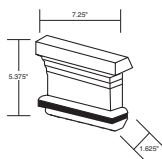
- Length: 10-1/2"
- 6 Pcs./Ctn.
- 6.24 Lbs./Ctn.



TOPCAP

Pilaster Cap

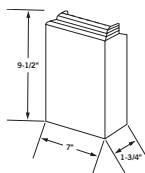
- 1 Pc./Ctn.
- .23 Lb./Ctn.



BASECAP

Pilaster Base

- 1 Pc./Ctn.
- .56 Lb./Ctn.



Installing Door
Surrounds

Door Surround Systems


Product Code/Description

Color Availability

PILASTER96

96" Pilaster Set

- 2 Pilasters
- 6 Mounting Clips
- 2 Pilaster Caps
- 2 Pilaster Bases
- Width: 7-1/2"
- Height: 96"
- 1 Pair/Ctn.
- 15.49 Lbs./Ctn.




11 White (paintable)

PILASTER144

144" Pilaster Set

- 2 Pilasters
- 6 Mounting Clips
- 2 Pilaster Caps
- 2 Pilaster Bases
- Width: 7-1/2"
- Height: 144"
- 1 Pair/Ctn.
- 19.71 Lbs./Ctn.



Mantel Systems

Product Code/Description

Color Availability

MANTEL120

04 White

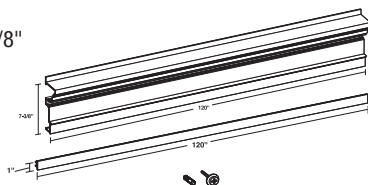
120" Mantel System

Mantel:

- Face Height: 7-3/8"
- Length: 120"

Plain Cover Strip:

- Height: 1"
- Length: 120"
- Thickness: .139



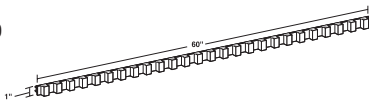
Mantel System Includes:

- 1 – Mantel (120")
- 1 – Plain Cover Strip (120")
- 16 – (8) Anchors and (8) Screw/Washers
- 1 Mantel System/Ctn.
- 15.25 Lbs./Ctn.

DENTILSTP

60" Dentil Strip

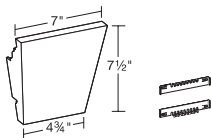
- Height: 1"
- Length: 60"
- 2 Pcs./Ctn.
- 2.4 Lbs./Ctn.



KEYSTN

Keystone for 120" Mantel System

- Height: 7-1/2"
- Top Width: 7"
- Bottom Length: 4-3/4"
- 1 Pc./Ctn.
- 1.26 Lb./Ctn.



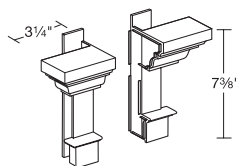
(includes mounting hardware)

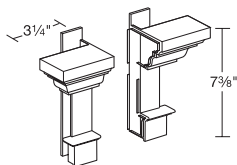
Installing 10
foot mantel



Mantel Systems

Product Code/Description	Color Availability
SDGENDCAP Siding Endcaps for 120" Mantel System <ul style="list-style-type: none"> • Height: 7-3/8" • Width: 3-1/4" • 2 Pcs./Ctn. • 2.98 Lbs./Ctn. (includes adhesive)	04 White
BRKENDCAP Brick Endcaps for 120" Mantel System <ul style="list-style-type: none"> • Height: 7-3/8" • Width: 3-1/4" • 2 Pcs./Ctn. • 3.06 Lbs./Ctn. (includes adhesive)	





Window Mantels

Product Code/Description

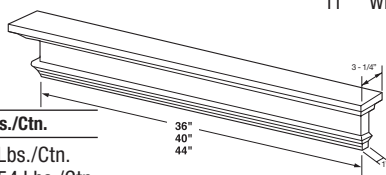
Color Availability

36" 40" 44" Window Mantel

11 White (paintable)

- Height: 7-1/4"
- 1 Pc./Ctn.

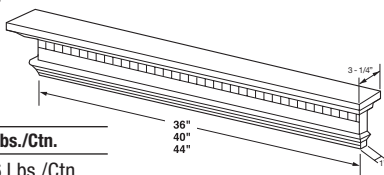
Product Code	Length	Lbs./Ctn.
PLWINMTL36	36"	6 Lbs./Ctn.
PLWINMTL40	40"	6.54 Lbs./Ctn.
PLWINMTL44	44"	7 Lbs./Ctn.



36" 40" 44" Window Mantel with Dentil Trim

- Height: 7-1/4"
- 1 Pc./Ctn.

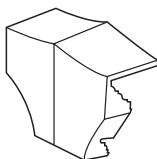
Product Code	Length	Lbs./Ctn.
DTWINMTL36	36"	6 Lbs./Ctn.
DTWINMTL40	40"	6.54 Lbs./Ctn.
DTWINMTL44	44"	7 Lbs./Ctn.



KEYSTONE

Keystone for Window Mantel

- Height: 8-3/4"
- Length: 7-3/4"
- 1 Pc./Ctn.
- 1.43 Lb./Ctn.

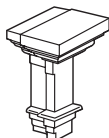


ENDCAP

Endcap for Window Mantel

- 1 Pc./Ctn.
- .82 Lb./Ctn.

(includes adhesive)



Mounting Blocks

Product Code/Description

UNIBLOCK

J-Block® Square Mounting Block

Mounting Surface:

- 5" x 6"

Trim Ring Dimensions:

- 7-1/4" x 8-1/8"

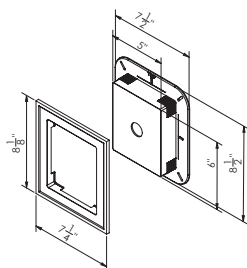
J-Channel I.D.:

- 1/2" adjusts to 1-1/4"

Knockouts:

- Round: 4" Diameter
- Rectangle: 2-3/8" x 3-3/4"
- 10 Pcs./Ctn.
- 6 Lbs./Ctn.

Uses: Light Fixtures, Electrical Receptacles, Water Faucets



Color Availability

Available in more than 150 colors to match or coordinate with leading siding manufacturer's colors, including Paintable White (11).

UNIBLOCKSC

J-Block® Square Mounting Block Scroll 4" Knockout

Mounting Surface:

- 5" x 6"

Trim Ring Dimensions:

- 7-1/4" x 8-1/8"

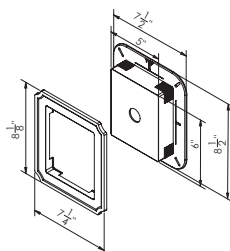
J-Channel I.D.:

- 1/2" adjusts to 1-1/4"

Knockouts:

- Round: 4" Diameter
- Rectangle: 2-3/8" x 3-3/4"
- 10 Pcs./Ctn.
- 6 Lbs./Ctn.

Uses: Light Fixtures, Electrical Receptacles, Water Faucets



Installing
mounting blocks
and fixture vents

Mounting Blocks

Product Code/Description

MBLOCK

Mini J-Block® Mounting Block

Mounting Surface:

- 6" x 4-3/8"

Flange Dimensions:

- 6 7/8" x 5-1/4"

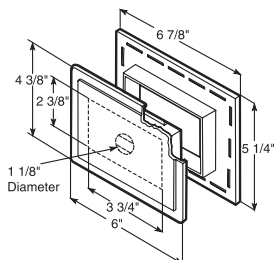
J-Channel I.D.:

- 3/4" adjusts to 1-1/4"

Knockouts:

- Round: 1-1/8" Diameter
- Rectangle: 2-3/8" x 3-3/4"
- 10 Pcs./Ctn.
- 3 Lbs./Ctn.

Uses: Doorbell, Electrical Outlet



Color Availability

Available in more than 150 colors to match or coordinate with leading siding manufacturer's colors, including Paintable White (11).

MBLOCKR

Split Recessed J-Block® Mounting Block

Mounting Surface:

- 3-5/8" x 5-1/4"

Trim Ring Dimensions:

- 5-5/8" x 7-3/8"

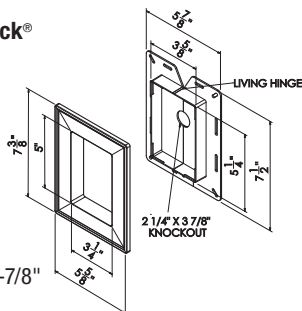
J-Channel I.D.:

- 1/2" adjusts to 1-1/4"

Knockouts:

- Rectangle: 2-1/4" x 3-7/8"
- 10 Pcs./Ctn.
- 3.4 Lbs./Ctn.

Uses: Faucets, Electrical Outlet



Mounting Blocks

Product Code/Description

EBLOCK

UL Electrical Block*

Mounting Surface:

- 5" x 6"

Projection:

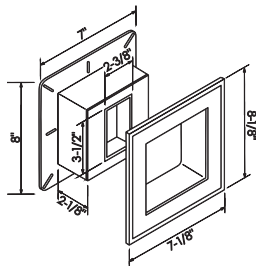
- 2-1/8"

Trim Ring Dimensions:

- 7-1/8" x 8-1/8"

J-Channel I.D.:

- 1/2" adjusts to 1-1/4"
- 1 Pc./Ctn.
- 1 Lbs./Ctn.



* Includes UL approved black electrical box

Color Availability

Available in more than 150 colors to match or coordinate with leading siding manufacturer's colors, including Paintable White (11).

JMBLOCK

Large J-Block® Mounting Block

Mounting Surface:

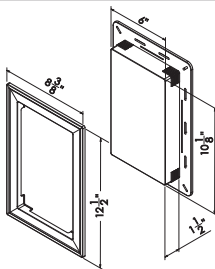
- 6" x 10-1/8"

Trim Ring Dimensions:

- 8-3/8" x 12-1/2"

J-Channel I.D.:

- 1/2" adjusts to 1-1/4"
- 5 Pcs./Ctn.
- 4 Lbs./Ctn.



Uses: Light Fixtures, Mailbox, House Numbers
Can be used with insulated siding
Does not include electrical box

JMBLOCKSC

Large J-Block® Mounting Block with Scroll Cut Square

Mounting Surface:

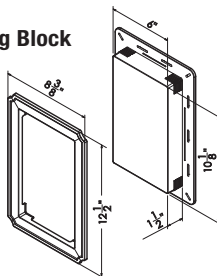
- 6" x 10-1/8"

Trim Ring Dimensions:

- 8-3/8" x 12-1/2"

J-Channel I.D.:

- 1/2" adjusts to 1-1/4"
- 5 Pcs./Ctn.
- 4 Lbs./Ctn.



Uses: Light Fixtures, Mailbox, House Numbers
Can be used with insulated siding
Does not include electrical box

Mounting Blocks

Product Code/Description

JMEBLOCK

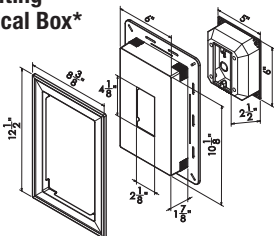
Large J-Block® Mounting Block with UL Electrical Box*

Mounting Surface:

- 6" x 10-1/8"

Trim Ring Dimensions:

- 8-3/8" x 12-1/2"
- Adjusts 1/2" - 1-1/4"
- 4 Pcs./Ctn.
- 4.5 Lbs./Ctn.



* Includes UL approved black electrical box

Color Availability

Available in more than 150 colors to match or coordinate with leading siding manufacturer's colors, including Paintable White (11).

JMEBLOCKSC

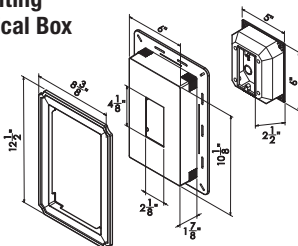
Large J-Block® Mounting Block with UL Electrical Box Scroll Cut*

Mounting Surface:

- 6" x 10-1/8"

Trim Ring Dimensions:

- 8-3/8" x 12-1/2"
- Adjusts 1/2" - 1-1/4"
- 4 Pcs./Ctn.
- 4.5 Lbs./Ctn.



* Includes UL approved black electrical box

JMEOBLOCK

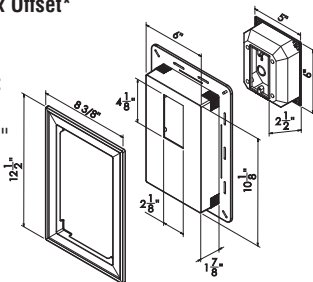
Large J-Block® Mounting Block with UL Electrical Box Offset*

Mounting Surface:

- 6" x 10-1/8"

Trim Ring Dimensions:

- 8-3/8" x 12-1/2"
- Adjusts 1/2" - 1-1/4"
- 4 Pcs./Ctn.
- 4.5 Lbs./Ctn.



* Includes UL approved black electrical box

Mounting Blocks

Product Code/Description

JMEOBLOCKSC

Large J-Block® Mounting Block with UL Electrical Box Offset Scroll*

Mounting Surface:

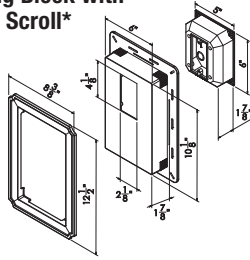
- 6" x 10-1/8"

Trim Ring Dimensions:

- 8-3/8" x 12-1/2"

J-Channel I.D.:

- 1/2" adjusts to 1-1/4"
- 4 Pcs./Ctn.
- 4.5 Lbs./Ctn.



* Includes UL approved black electrical box

Color Availability

Available in more than 150 colors to match or coordinate with leading siding manufacturer's colors, including Paintable White (11).

UNIBLOCKXL

Large J-Block® Mounting Block

Mounting Surface:

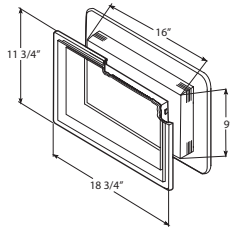
- 9" x 16"

Trim Ring Dimensions:

- 11-3/4" x 18-3/4"

J-Channel I.D.:

- 1/2" adjusts to 1-1/4"
- Knockouts:
- Round: 4" Diameter
 - Rectangle: 2-3/8" x 3-3/4"
 - 4 Pcs./Ctn.
 - 5 Lbs./Ctn.



Uses: Light Fixtures, Mailbox, House Numbers

METERLG

Jumbo Meter Base J-Block®

Mounting Surface:

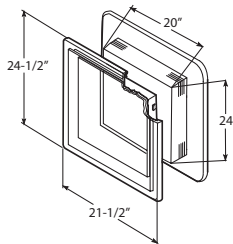
- 20" x 24"

Trim Ring Dimensions:

- 21-1/2" x 24-1/2"

J-Channel I.D.:

- 1/2" adjusts to 1-1/4"
- 1 Pcs./Ctn.
- 4 Lbs./Ctn.



Mounting Blocks

Product Code/Description

METER

Meter Base J-Block®

Mounting Surface:

- 16-1/2" x 15-1/2"

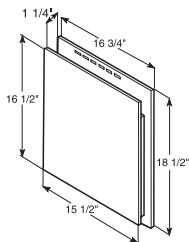
Flange Dimensions:

- 18-1/2" x 16-3/4"

J-Channel I.D.:

- 1-1/4"
- 5 Pcs./Ctn.
- 10 Lbs./Ctn.

Uses: Hose Rack, Electric Meter Base



Color Availability

Available in more than 150 colors to match or coordinate with leading siding manufacturer's colors, including Paintable White (11).

E-Z Block® Surface Mounts

Product Code/Description

EZBLK040

Square Surface Mount (Double 4" or Double 5")

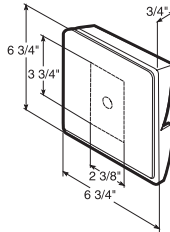
Surface Dimensions:

- 6-3/4" x 6-3/4"
- Projections: 3/4"

Knockouts:

- Round: 1" Diameter
- Rectangle: 2-3/8" x 3-3/4"
- 10 Pcs./Ctn.
- 4 Lbs./Ctn.

Uses: Light Fixtures, Electrical Receptacles, Water Faucets



Color Availability

Available in more than 150 colors to match or coordinate with leading siding manufacturer's colors, including Paintable White (11).

EZBLK070

Square Surface Mount (Dutch Lap)

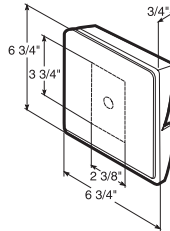
Surface Dimensions:

- 6-3/4" x 6-3/4"
- Projections: 3/4"

Knockouts:

- Round: 1" Diameter
- Rectangle: 2-3/8" x 3-3/4"
- 10 Pcs./Ctn.
- 4 Lbs./Ctn.

Uses: Light Fixtures, Electrical Outlets, Water Faucets



EZBLK080

Octagon Surface Mount (Double 4" or Double 5")

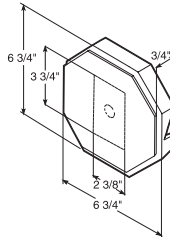
Surface Dimensions:

- 6-3/4" x 6-3/4"
- Projections: 3/4"

Knockouts:

- Round: 1" Diameter
- Rectangle: 2-3/8" x 3-3/4"
- 10 Pcs./Ctn.
- 3.34 Lbs./Ctn.

Uses: Light Fixtures, Electrical Outlets, Water Faucets



Utility Vents

Product Code/Description

DRYERHOOD

4" Hooded Exhaust Vent System

Flange Dimensions:

- 6-5/8" x 6-5/8"

Hood Dimensions:

- 6-7/8" x 6-7/8"

- Neutral Base

J-Channel I.D.:

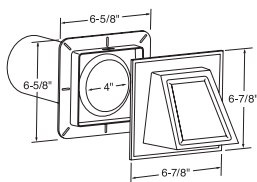
- 3/4" adjusts to 1-1/4"

- Tube Length: 10"

- Tube Diameter: 4"

- 1 System/Ctn.

- 1 Lb./Ctn.



Color Availability

Available in more than 150 colors to match or coordinate with leading siding manufacturer's colors, including Paintable White (11).

DRYERHOOD6

6" Hooded Exhaust Vent System

Flange Dimensions:

- 9" x 9"

Hood Dimensions:

- 8-1/2" x 8-1/2"

J-Channel I.D.:

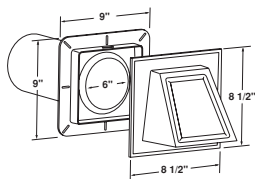
- 3/4" adjusts to 1-1/4"

- Tube Length: 10"

- Tube Diameter: 6"

- 1 System/Ctn.

- 1 Lb./Ctn.



Utility Vents

Product Code/Description

Color Availability

EXVENT*

Louvered Exhaust Vent

Flange Dimensions:

- 7-1/2" x 8-1/2"

Cap Dimensions:

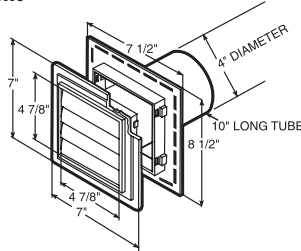
- 7" x 7"

J-Channel I.D.:

- 3/4" adjusts to 1-1/4"

Net Free Area:

- 12.57 Sq. In.
- Tube Length: 10"
- Tube Diameter: 4"
- 1 System/Ctn.
- 1 Lb./Ctn.



Available in more than 150 colors to match or coordinate with leading siding manufacturer's colors, including Paintable White (11).

EXVENT6*

6" Louvered Exhaust Vent

Flange Dimensions:

- 9-1/2" x 10-3/8"

Cap Dimensions:

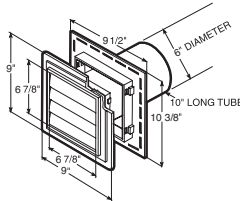
- 9" x 9"

J-Channel I.D.:

- 3/4" adjusts to 1-1/4"

Net Free Area:

- 17.6 Sq. In.
- Tube Length: 10"
- Tube Diameter: 6"
- 1 System/Ctn.
- 1.2 Lb./Ctn.



Utility Vents

Product Code/Description

Color Availability

INTVENT

Intake/Exhaust Vent

Flange Dimensions:

- 7-1/2" x 7-1/2"

Cap Dimensions:

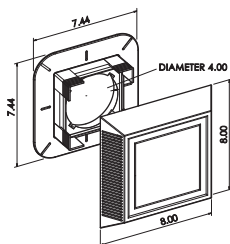
- 8" x 8"

J-Channel I.D.:

- 1/2" adjusts to 1-1/4"

Net Free Area:

- 12.3 Sq. In.
- Tube Length: 10"
- Tube Diameter: 4"
- 1 Pc./Ctn.
- 1 Lb./Ctn.



Fire Hazard

NEVER use exhaust vent with screen for dryer ventilation. Flammable lint build-up on screen can cause a fire. Always use a vent that is specifically designed for dryer applications.

INTVENT6

6" Intake/Exhaust Vent

Flange Dimensions:

- 9-1/2" x 9-1/2"

Cap Dimensions:

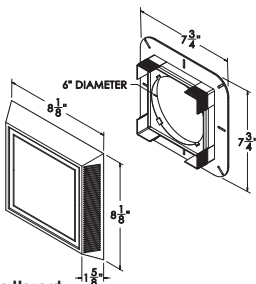
- 10" x 10"

J-Channel I.D.:

- 1/2" adjusts to 1-1/4"

Net Free Area:

- 14.75 Sq. In.
- Tube Length: 10"
- Tube Diameter: 6"
- 1 Pc./Ctn.
- 1.2 Lb./Ctn.



Fire Hazard

NEVER use exhaust vent with screen for dryer ventilation. Flammable lint build-up on screen can cause a fire. Always use a vent that is specifically designed for dryer applications.

FNDVENT

Foundation Vent

Flange Dimensions:

- 20" x 11-1/4"

Cap Dimensions:

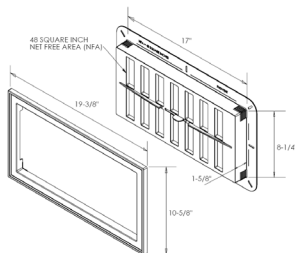
- 19-7/16" x 10-11/16"

J-Channel I.D.:

- 3/4" adjust to 1-1/4"

Net Free Area:

- 48 Sq. In.
- 10 Pcs./Ctn.
- 11.94 Lbs./Ctn.



Gable Vents

Product Code/Description

RDGV18

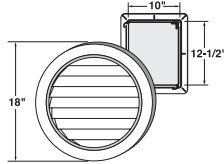
18" Round Gable Vent

Siding Receiver:

- 3/4" – 1-1/4"
in 1/8" increments

Net Free Area:

- 48.36 Sq. In.
- 1 Pc./Ctn.
- 2.3 Lbs./Ctn.



Color Availability

Available in more than 150 colors to match or coordinate with leading siding manufacturer's colors, including Paintable White (11).

RDGV

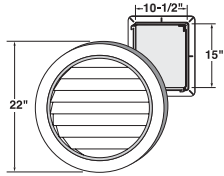
22" Round Gable Vent

Siding Receiver:

- 3/4" – 1-1/4"
in 1/8" increments

Net Free Area:

- 48.37 Sq. In.
- 1 Pc./Ctn.
- 4.1 Lbs./Ctn.



RDGV36

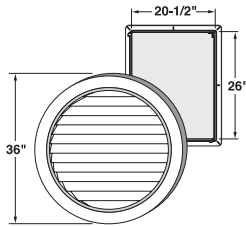
36" Round Gable Vent

Siding Receiver:

- 3/4" – 1-1/4"
in 1/8" increments

Net Free Area:

- 277.1 Sq. In.
- 1 Pc./Ctn.
- 8 Lbs./Ctn.



Gable Vents

Product Code/Description

OCTGV18

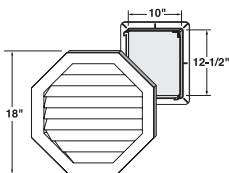
18" Octagonal Gable Vent

Siding Receiver:

- 3/4" - 1-1/4"
in 1/8" increments

Net Free Area:

- 49.72 Sq. In.
- 1 Pc./Ctn.
- 2.4 Lbs./Ctn.



Color Availability

Available in more than 150 colors to match or coordinate with leading siding manufacturer's colors, including Paintable White (11).

OCTGV

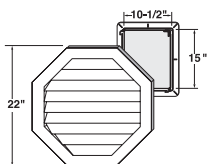
22" Octagonal Gable Vent

Siding Receiver:

- 3/4" - 1-1/4"
in 1/8" increments

Net Free Area

- 49.5 Sq. In.
- 1 Pc./Ctn.
- 5 Lbs./Ctn.



HRDGV

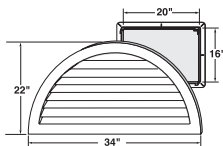
22" Half Round Gable Vent

Siding Receiver:

- 3/4" - 1-1/4"
in 1/8" increments

Net Free Area:

- 80.46 Sq. In.
- 1 Pc./Ctn.
- 8 Lbs./Ctn.



Gable Vents

Product Code/Description

RDTOPGV14

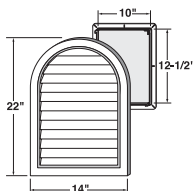
14" x 22" Round Top Gable Vent

Siding Receiver:

- 3/4" – 1-1/4"
in 1/8" increments

Net Free Area:

- 53.17 Sq. In.
- 1 Pc./Ctn.
- 2.7 Lbs./Ctn.



Color Availability

Available in more than 150 colors to match or coordinate with leading siding manufacturer's colors, including Paintable White (11).

RDTOPGV24

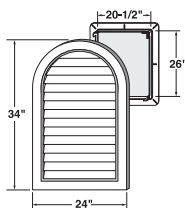
24" x 34" Round Top Gable Vent

Siding Receiver:

- 3/4" – 1-1/4"
in 1/8" increments

Net Free Area:

- 191 Sq. In.
- 1 Pc./Ctn.
- 6 Lbs./Ctn.



Gable Vents

Product Code/Description

SQGV1414

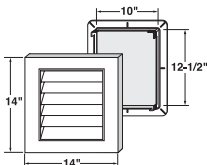
14" Square Gable Vent

Siding Receiver:

- 3/4" – 1-1/4"
in 1/8" increments

Net Free Area:

- 33.59 Sq. In.
- 1 Pc./Ctn.
- 2.3 Lbs./Ctn.



Color Availability

Available in more than 150 colors to match or coordinate with leading siding manufacturer's colors, including Paintable White (11).

RECTGV

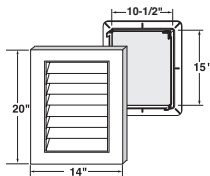
14" x 20" Rectangular Gable Vent

Siding Receiver:

- 3/4" – 1-1/4"
in 1/8" increments

Net Free Area:

- 23.29 Sq. In.
- 1 Pc./Ctn.
- 3.83 Lbs./Ctn.



Gable Vents

Product Code/Description

RECTGV1824

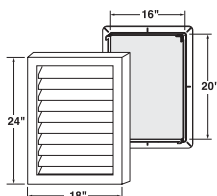
18" x 24" Rectangular Gable Vent

Siding Receiver:

- 3/4" – 1-1/4"
in 1/8" increments

Net Free Area:

- 92.88 Sq. In.
- 1 Pc./Ctn.
- 5.68 Lbs./Ctn.



Color Availability

Available in more than 150 colors to match or coordinate with leading siding manufacturer's colors, including Paintable White (11).

RECTGV2430

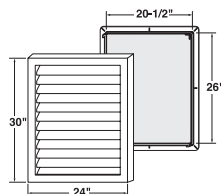
24" x 30" Rectangular Gable Vent

Siding Receiver:

- 3/4" – 1-1/4"
in 1/8" increments

Net Free Area:

- 181.2 Sq. In.
- 1 Pc./Ctn.
- 9 Lbs./Ctn.



Ply Gem Accessories

(Designer Accents)

Color Matrix



Trim Sheet

Mastic Colors

Product Code/Description	Color Code	Color on Front	Color on Back
TS24	04	White	White
Smooth	53	Almond	White
24" Trim Sheet	350	Alpine Forest	White
• Finish: Smooth	E9	American Walnut	White
• Nominal Thickness: .019	K5	Aspen Grey	White
• Length: 50'	251	Autumn Harvest	White
• 1 Roll/Ctn.	33	Black	White
• 25 Lbs./Ctn.	147	Brandy Wood	White
Note: All colors are solid	31	Cameo	White
	36	Cape Cod Grey	White
	80	*Charcoal Grey	White
	30	Classic Cream	White
	10	Colonial Yellow	White
	135	*Copper Penny	White
	210	Corn Silk	White
	JS	Dark Bronze	White
	352	Deep Cavern	White
	090	Deep Granite	White
	22	Desert Sand	White
	390	English Wedgewood	White
	17	Everest	White
	70	Evergreen	White
	E6	Glacier Blue	White
	35	Harbor Grey	White
	IG	Hazelwood	White
	A0	Jefferson Tan	White
	IC	Lakeshore Fern	White
	44	Linen	White
	JN	London Brown	White
	148	Mahogany	White
	144	Misty Shadow	White
	IF	Montana Suede	White
	59	Musket Brown	White
	156	Natural Slate	White
	146	Newport Bay	White
	52	Pebblestone Clay	White
	IB	Portsmouth Blue	White
	170	Quiet Willow	White
	149	Red Brick	White
	E9	Red Cedar	White
	353	Rock Harbor	White
	62	Royal Brown	White
	100	Rugged Canyon	White
	290	Russet Red	White
	18	Sage	White
	39	Sandtone	White
	510	Scottish Thistle	White
	02	Silver Grey	White
	34	Terra Bronze	White
	ID	Terra Cotta	White
	275	Timberstone	White
	511	Tuscan Olive	White
	36	Victorian Grey	White
	252	Vineyard Grove	White
	354	Whispering Timber	White
	A7	Wicker	White
	E4	Woodland Green	White
	355	Woodland Retreat	White
	276	Window Almond	Window White
	09	*Window Bronze	White
	275	Window Brown	Window White
	274	Window White	Window White

TS24T

PVC Coated**24" Trim Sheet**

- (Coated one side)
- Finish: PVC Striated
- Nominal Thickness: .019
- Length: 50'
- 1 Roll/Ctn.
- 27.5 Lbs./Ctn.

Note: All colors are solid

* Colors indicated with an asterisk are not available in PVC coated.

Field forming trim sheet



Aluminum fascia covers and bird boxes



Trim Sheet

Ply Gem (Window Color Reference)

Window Manufacturer	Color Name	Matching MHE Trim
General Windows	Window White/Window White	TS24 274, S24 274
General Windows	Window Almond/Window White	TS24 276, S24 276
General Windows	Window Bronze/White	TS24 09*
General Windows	Window Brown/Window White	TS24 275, S24 275
Andersen	White/Canvas	S24 WA1*
Andersen	Terratone/Sandtone	S24 WA2*
Andersen	Cocoa Bean/Black	S24 WA5*
Andersen	Dark Bronze/Red Rock	S24 WA4*
Andersen	Forest Green/White	S24 WA6*
Marvin	Arctic White	TS24 274
Marvin	Bahama Brown	TS24 62
Marvin	Black	TS24 33
Marvin	Bronze	*TS24 09
Marvin	Cashmere	TS24 A7
Marvin	Coconut Cream	TS24 31
Marvin	*Copper	TS24 135
Marvin	Desert Beige	S24 22
Marvin	French Vanilla	*TS24 591
Marvin	Pebble Gray	SHL24 160
Marvin	Sherwood Green	TS24 70
Marvin	Sierra White	*S24 A8
Marvin	Stone White	TS24 04
Marvin	White	TS24 04
Marvin	Wineberry	TS24 755
Pella	Brown	TS24 JS
Pella	Poplar White	*TS24 PP
Pella	Putty	*TS24 PQ
Pella	Tan	*TS24 PT
Ply Gem	Adobe Clay (vinyl)	SWC24 A5
Ply Gem	Almond (BS)	SCR24 CH
Ply Gem	Beige (vinyl)	SCR24 CH
Ply Gem	Bronze (aluminum)	*TS24 09
Ply Gem	Camel/Beige	TS24 WY
Ply Gem	Clay	TS24 62
Ply Gem	Cottage Red (Mira)	*TS24 755
Ply Gem	Dark Bronze (Mira)	*TS24 09
Ply Gem	Earthtone	TS24 WU
Ply Gem	Ivory (Mira)	*TS24 APP
Ply Gem	Sandstone	TS24 WV
Ply Gem	White (all vinyl extrusions except BS1100)	TS24 04
Ply Gem	White (BS1100)	TS24 274
Ply Gem	White (Mira)	TS24 04
Simonton	Tan	TS24 276
Simonton	White	TS24 04

* Colors indicated with an asterisk are not available in PVC coated.

The listed products are "best available" match and must be customer approved using a sample.

Trim Sheet

Product Code/Description	Color Code	Color on Front	Color on Back
TS24TX PVC Texture Coated 24" Trim Sheet <ul style="list-style-type: none"> • (Coated one side) • Finish: PVC Textured • Nominal Thickness: .019 • Length: 50' • 1 Roll/Ctn. • 27.5 Lbs./Ctn. <p>Note: The PVC texture finish has less woodgrain definition than striation.</p>	WX	White	White
TS24150 Smooth 24" Trim Sheet <ul style="list-style-type: none"> • (Coated two sides) • Nominal Thickness: .019 • Length: 150' • 1 Roll/Ctn. • 74 Lbs./Ctn. 	04	White	White
TS24024 Smooth 24" Ultra TS® <ul style="list-style-type: none"> • (Coated two sides) • Nominal Thickness: .024 • Length: 50' • 1 Roll/Ctn. • 33.2 Lbs./Ctn. 	04 33 53 44 59 52 62 A7	White Black Almond Linen Musket Brown Pebblestone Clay Royal Brown Wicker	White White White White White White White White
TS24024T PVC Coated 24" Ultra TS® <ul style="list-style-type: none"> • (Coated one side) • Finish: PVC Striated • Nominal Thickness: .024 • Length: 50' • 1 Roll/Ctn. • 35.5 Lbs./Ctn. 	04 59	White Musket Brown	

Trim Sheet

Product Code/Description	Color Code	Color on Front	Color on Back
TS14	04	White	
Smooth	59	Musket Brown	
14" Trim Sheet			
<ul style="list-style-type: none">• (Coated two sides)• Nominal Thickness: .019• Length: 50'• 1 Roll/Ctn.• 15 Lbs./Ctn.			

Trim Coil

Product Code/Description	Color Code	Color on Front	Color on Back
S24	04	White	White
Smooth	33	Black	White
24" Trim Coil	BM	*Black	Musket Brown
• (Coated two sides)	BR	*Black	Royal Brown
• Finish: Alumalure 2000®	53	Almond	White
• Nominal Thickness: .019	224	*Antique Ivory	White
• Length: 50'	251	Autumn Harvest	White
• 1 Roll/Ctn.	145	*Bayou	White
• 24.6 Lbs./Ctn.	YR	Brandy	White
	147	Brandy Wood	White
	09	*Bronze	White
	812	Brunswick	White
	31	Cameo	White
	80	*Charcoal Grey	White
	802	Cinnabar	White
	803	Civic Brownstone	White
	30	Classic Cream	White
	210	Corn Silk	White
	JS	Dark Bronze	White
	090	Deep Granite	White
	22	Desert Sand	White
	813	Dublin	White
	390	English Wedgewood	White
	17	Everest	White
	70	Evergreen	White
	262	Grecian Green	White
	35	Harbor Grey	White
	814	Iron	White
	AO	Jefferson Tan	White
	IC	Lakeshore Fern	White
	44	Linen	White
	JN	London Brown	White
	148	Mahogany	White
	144	Misty Shadow	White
	IF	Montana Suede	White
	59	Musket Brown	White
	156	Natural Slate	White
	146	Newport Bay	White
	52	Pebblestone Clay	White
	IB	Portsmouth Blue	White
	170	Quiet Willow	White
	149	Red Brick	White
	62	Royal Brown	White
	100	Rugged Canyon	White
	290	Russet Red	White
	18	Sage	White
	39	Sandtone	White
	510	Scottish Thistle	White
	02	Silver Grey	White
	34	Terra Bronze	White
	275	Timberstone	White
	511	Tuscan Olive	White
	228	Tuxedo Gray	White
	36	Victorian Grey	White
	252	Vineyard Grove	White
	A7	Wicker	White

S24T

PVC Coated**24" Trim Coil**

- (Coated one side)
- Finish: PVC Striated
- Nominal Thickness: .019
- Length: 50'
- 1 Roll/Ctn.
- 26.2 Lbs./Ctn.

* Colors indicated with an asterisk are not available in PVC coated.

Other colors may be available by Special Order. Please review the Ply Gem Performance Metals Color Offering Matrix and contact your Territory Sales Manager.

Trim Coil

Product Code/Description	Color Code	Color on Front	Color on Back
S24150	04	White	
Smooth	274	Window White	
24" Trim Coil			
• Finish: Smooth			
• Nominal Thickness: .019			
• Length: 150'			
• 1 Roll/Ctn.			
• 74.3 Lbs./Ctn.			
S24T150			
PVC Coated			
24" Trim Coil			
• Nominal Thickness: .019			
• Length: 150'			
• 1 Roll/Ctn.			
• 74.3 Lbs./Ctn.			
S24LM	04	White	
Low Mar	33	Black	
24" Trim Coil	53	Almond	
• Finish: Textured Polymer	59	Musket Brown	
• Nominal Thickness: .019	52	Pebblestone Clay	
• Length: 50'	A7	Wicker	
• 1 Roll/Ctn.	62	Royal Brown	
• 24.5 Lbs./Ctn.	JS	Dark Bronze	
	Window World		
	274	Window White	
	276	Window Almond	

Other colors may be available by Special Order. Please review the Ply Gem Performance Metals Color Offering Matrix and contact your Territory Sales Manager.

Trim Coil

Product Code/Description	Color Code	Color on Front	Color on Back
S24W	04	White	
Woodgrain Emboss	33	Black	
24" Trim Coil			
<ul style="list-style-type: none">• Finish: Smooth• Nominal Thickness: .019• Length: 50'• 1 Roll/Ctn.• 24.5 Lbs./Ctn.			
S14	04	White	White
Smooth	BM	Black	Musket Brown
14" Trim Coil	BR	Black	Royal Brown
<ul style="list-style-type: none">• (Coated two sides)• Finish: Smooth• Nominal Thickness: .019• Length: 50'• 1 Roll/Ctn.• 14.4 Lbs./Ctn.			

Trim Coil

Contractor's Choice

Product Code/Description	Color Code	Color on Front	Color on Back
C24	04	White	White
Smooth	BM	Black	Musket Brown
24" Trim Coil	BR	Black	Royal Brown
• (Coated two sides)	33	Black	White
• Finish: Smooth Polymer	59	Musket Brown	White
• Nominal Thickness: .018	52	Pebblestone Clay	White
• Length: 50'	276	Window Almond	Window White
• 1 Roll/Ctn.			
• 23.6 Lbs./Ctn.			
C24T	04	White	
PVC Coated			
24" Trim Coil			
• (Coated one side)			
• Finish: PVC Striated			
• Nominal Thickness: .018			
• Length: 50'			
• 1 Roll/Ctn.			
• 24 Lbs./Ctn.			

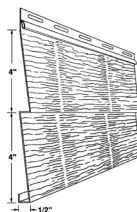
Envoy® Aluminum Siding

Product Code/Description

4NCR024

Envoy Rustic Double 4" (.024)

- Finish: AlumaLure 2000®
- Nominal Thickness: .024
- Length: 12' 6"
- 24 Pcs./Ctn.
- 2 Sqs./Ctn.
- 90 Lbs./Ctn.



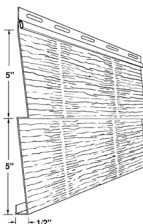
Color Availability

White
Almond
Charcoal Grey
Desert Sand
Everest
Pebblestone Clay
Rugged Canyon
Sandtone
Victorian Grey
Wicker

5N090024

Envoy Horizon Collection Double 5"

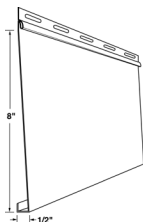
- Finish: AlumaLure 2000®
- Nominal Thickness: .024
- Length: 12'
- 20 Pcs./Ctn.
- 2 Sqs./Ctn.
- 86 Lbs./Ctn.



8NA

Envoy 8" Smooth

- Finish: AlumaLure 2000®
- Nominal Thickness: .024
- Length: 12' 6"
- 24 Pcs./Ctn.
- 2 Sqs./Ctn.
- 84 Lbs./Ctn.



White

Endurance® Aluminum Siding

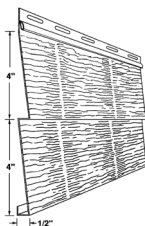
Product Code/Description

Color Availability

4NCR

Endurance Rustic Double 4"

- Finish: AlumaLure 2000®
- Nominal Thickness: .019
- Length: 12' 6"
- 24 Pcs./Ctn.
- 2 Sqs./Ctn.
- 71 Lbs./Ctn.

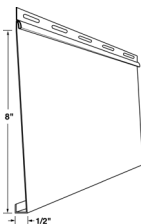


White
Almond
Charcoal Grey
Desert Sand
Everest
Pebblestone Clay
Rugged Canyon
Sandtone
Victorian Grey
Wicker

8NA019

Endurance 8\" Smooth

- Finish: AlumaLure 2000®
- Nominal Thickness: .019
- Length: 12' 6"
- 24 Pcs./Ctn.
- 2 Sqs./Ctn.
- 72 Lbs./Ctn.



White

Aluminum Siding Accessories

Product Code/Description

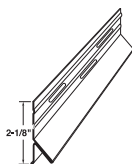
Color Availability

1WAP10

Starter Strip

- Length: 10' 0"
- 40 Pcs./Ctn.
- 27 Lbs./Ctn.

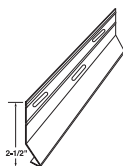
* Required starter strip for Charleston Beaded and Ovation Beaded.



VSS10NS

Starter Strip Spring Style


- Length: 10' 0"
- 50 Pcs./Ctn.
- 33 Lbs./Ctn.



VSSSTD

Standard Aluminum Starter Strip

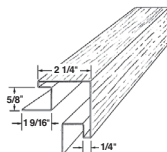
- Length: 10' 0"
- 2.1875" wide
- 50 Pcs./Ctn.
- 27.4 Lbs./Ctn.



6N225NCR

Rustic Outside Aluminum Corner Post

- Finish: Alumalure 2000®
- Nominal Thickness: .024
- Length: 10'
- 10 Pcs./Ctn.
- 31.7 Lbs./Ctn.

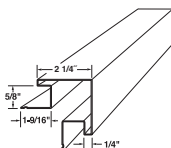


White
Almond
Charcoal Grey
Desert Sand
Everest
Pebblestone Clay
Rugged Canyon
Sandtone
Victorian Grey
Wicker

6N225

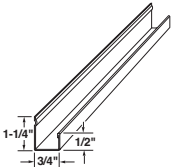
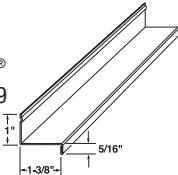
Smooth Outside Aluminum Corner Post

- Finish: Alumalure 2000®
- Nominal Thickness: .024
- Length: 10'
- 10 Pcs./Ctn.
- 31.7 Lbs./Ctn.



White

Aluminum Siding Accessories

Product Code/Description		Color Availability	
2JN2A25 Window Trim "J" Style <ul style="list-style-type: none">• Finish: Alupalure 2000®• Nominal Thickness: .019• Length: 12' 0"• 25 Pcs./Ctn.• 18.8 Lbs./Ctn.		 <ul style="list-style-type: none">WhiteAlmondCharcoal GreyDesert SandEverestPebblestone ClaySandtoneVictorian Grey	
3F Window Head Flashing <ul style="list-style-type: none">• Finish: Alupalure 2000®• Nominal Thickness: .019• Length: 12' 6"• 20 Pcs./Ctn.• 16.8 Lbs./Ctn.		 <ul style="list-style-type: none">WhiteBlackClassic CreamDark BronzeEvergreenMusket BrownPebblestone ClayRoyal BrownRugged Canyon	<ul style="list-style-type: none">Terra BronzeWicker

Envoy® Aluminum Soffit

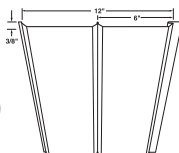
Product Code/Description

Color Availability

SVG12N20

Envoy Double 6" Solid V-Groove Soffit

- Finish: AlumaLure 2000®
- Nominal Thickness: .019
- Length: 12'
- Exposure: 12"
- 20 Pcs./Ctn.
- 240 Sq. Ft./Ctn.
- 75 Lbs./Ctn.

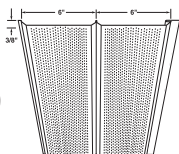


White
Black
Almond
Cameo
Charcoal Grey
Classic Cream
Dark Bronze
Desert Sand
Evergreen
Harbor Grey
Linen
Montana Suede
Musket Brown
Pebblestone Clay
Royal Brown
Rugged Canyon
Sandtone
Silver Grey
Terra Bronze
Victorian Grey
Wicker

SVG12V20

Envoy Double 6" Perforated V-Groove Soffit

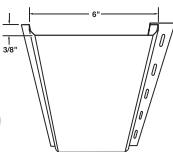
- Finish: AlumaLure 2000®
- Nominal Thickness: .019
- 15 Sq. In. N.F.A./Ft.
- Length: 12'
- Exposure: 12"
- 20 Pcs./Ctn.
- 240 Sq. Ft./Ctn.
- 67 Lbs./Ctn.



SVG6N

Envoy 6" Solid V-Groove Soffit

- Finish: AlumaLure 2000®
- Nominal Thickness: .019
- Length: 12'
- Exposure: 6"
- 20 Pcs./Ctn.
- 120 Sq. Ft./Ctn.
- 43 Lbs./Ctn.



White
Almond
Charcoal Grey
Evergreen
Musket Brown
Pebblestone Clay
Sandtone
Terra Bronze

Envoy® Aluminum Soffit

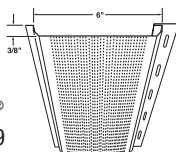
Product Code/Description

Color Availability

SVG6V

Envoy 6" Perforated V-Groove Soffit

- Finish: Alupalure 2000®
- Nominal Thickness: .019
- 7.5 Sq. In. N.F.A./Ft.
- Length: 12'
- Exposure: 6"
- 20 Pcs./Ctn.
- 120 Sq. Ft./Ctn.
- 39 Lbs./Ctn.

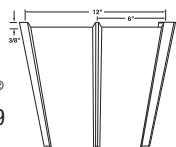


White

SAS12219

Envoy Double 6" Solid U-Groove Soffit

- Finish: Alupalure 2000®
- Nominal Thickness: .019
- Length: 12'
- Exposure: 12"
- 20 Pcs./Ctn.
- 240 Sq. Ft./Ctn.
- 76.1 Lbs./Ctn.

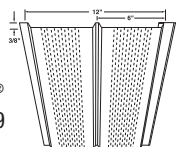


White
Musket Brown

LFAS12219

Envoy Double 6" Lanced U-Groove Soffit

- Finish: Alupalure 2000®
- Nominal Thickness: .019
- 10.6 Sq. In. N.F.A./Ft.
- Length: 12'
- Exposure: 12"
- 20 Pcs./Ctn.
- 240 Sq. Ft./Ctn.
- 76.1 Lbs./Ctn.



Envoy® Aluminum Soffit

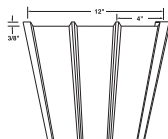
Product Code/Description

Color Availability

SAS12319

Envoy Triple 4" Solid U-Groove Soffit

- Finish: AlumaLure 2000®
- Nominal Thickness: .019
- Length: 12'
- Exposure: 12"
- 20 Pcs./Ctn.
- 240 Sq. Ft./Ctn.
- 77.7 Lbs./Ctn.

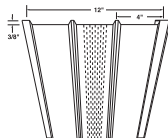


White
Black
Almond
Cameo
Charcoal Grey
Classic Cream
Dark Bronze
Desert Sand
Everest
Evergreen
Harbor Grey
Linen
Montana Suede
Musket Brown
Pebblestone Clay
Royal Brown
Rugged Canyon
Sandtone
Silver Grey
Terra Bronze
Victorian Grey
Wicker

LCAS12319

Envoy Triple 4" Center Lanced U-Groove Soffit

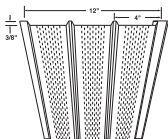
- Finish: AlumaLure 2000®
- Nominal Thickness: .019
- 4.4 Sq. In. N.F.A./Ft.
- Length: 12'
- Exposure: 12"
- 20 Pcs./Ctn.
- 240 Sq. Ft./Ctn.
- 77.7 Lbs./Ctn.



LFAS12319

Envoy Triple 4" Full Lanced U-Groove Soffit

- Finish: AlumaLure 2000®
- Nominal Thickness: .019
- 13.2 Sq. In. N.F.A./Ft.
- Length: 12'
- Exposure: 12"
- 20 Pcs./Ctn.
- 240 Sq. Ft./Ctn.
- 77.7 Lbs./Ctn.



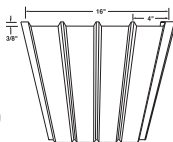
Envoy® Aluminum Soffit

Product Code/Description

SAS16419A

Envoy Quad 4" Solid U-Groove Soffit

- Finish: Alupalure 2000®
- Nominal Thickness: .019
- Length: 12'
- Exposure: 16"
- 14 Pcs./Ctn.
- 220 Sq. Ft./Ctn.
- 74.2 Lbs./Ctn.



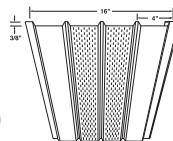
Color Availability

White
Black
Almond
Cameo
Charcoal Grey
Classic Cream
Dark Bronze
Desert Sand
Evergreen
Harbor Grey
Linen
Montana Suede
Musket Brown
Pebblestone Clay
Royal Brown
Rugged Canyon
Sandtone
Silver Grey
Terra Bronze
Victorian Grey
Wicker

LCAS16419A

Envoy Quad 4" Center Lanced U-Groove Soffit

- Finish: Alupalure 2000®
- Nominal Thickness: .019
- 9.7 Sq. In. N.F.A./Ft.
- Length: 12'
- Exposure: 16"
- 14 Pcs./Ctn.
- 220 Sq. Ft./Ctn.
- 74.2 Lbs./Ctn.



Endurance® Aluminum Soffit

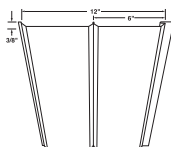
Product Code/Description

Color Availability

SVGN420144

Endurance Double 6" Solid V-Groove Soffit

- Finish: AlumaLure 2000®
- Nominal Thickness: .016
- Length: 12'
- Exposure: 12"
- 20 Pcs./Ctn.



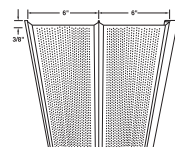
- 240 Sq Ft./Ctn.
- 65 Lbs./Ctn.

White
Black
Almond
Cameo
Charcoal Grey
Classic Cream
Dark Bronze
Desert Sand
Evergreen
Harbor Grey
Linen
Montana Suede
Musket Brown
Pebblestone Clay
Royal Brown
Sandtone
Silver Grey
Terra Bronze
Victorian Grey
Wicker

SVG420144

Endurance Double 6" Perforated V-Groove Soffit

- Finish: AlumaLure 2000®
- Nominal Thickness: .016
- 15 Sq. In. N.F.A./Ft.
- Length: 12'
- Exposure: 12"
- 20 Pcs./Ctn.

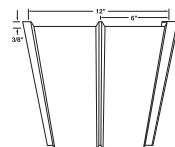


- 240 Sq Ft./Ctn.
- 59 Lbs./Ctn.

SAS12216

Endurance Double 6" Solid U-Groove Soffit

- Finish: AlumaLure 2000®
- Nominal Thickness: .016
- Length: 12'
- Exposure: 12"
- 20 Pcs./Ctn.



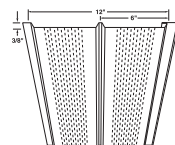
- 240 Sq Ft./Ctn.
- 67 Lbs./Ctn.

White
Musket Brown

LFA512216

Endurance Double 6" Lanced U-Groove Soffit

- Finish: AlumaLure 2000®
- Nominal Thickness: .016
- 10.6 Sq. In. N.F.A./Ft.
- Length: 12'
- Exposure: 12"
- 20 Pcs./Ctn.



- 240 Sq Ft./Ctn.
- 67 Lbs./Ctn.

Endurance® Aluminum Soffit

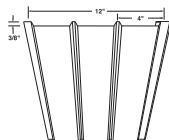
Product Code/Description

Color Availability

SAS12316

Endurance Triple 4" Solid U-Groove Soffit

- Finish: Alupalure 2000®
- Nominal Thickness: .016
- Length: 12'
- Exposure: 12"
- 20 Pcs./Ctn.
- 240 Sq Ft./Ctn.
- 68 Lbs./Ctn.

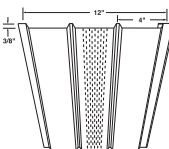


White
Black
Almond
Cameo
Charcoal Grey
Classic Cream
Dark Bronze
Desert Sand
Evergreen
Harbor Grey
Linen
Montana Suede
Musket Brown
Pebblestone Clay
Royal Brown
Rugged Canyon
Sandtone
Silver Grey
Terra Bronze
Victorian Grey
Wicker

LCAS12316

Endurance Triple 4" Center Lanced U-Groove Soffit

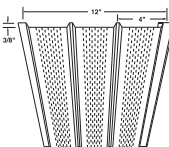
- Finish: Alupalure 2000®
- Nominal Thickness: .016
- 4.4 Sq. In. N.F.A./Ft.
- Length: 12'
- Exposure: 12"
- 20 Pcs./Ctn.
- 240 Sq Ft./Ctn.
- 69 Lbs./Ctn.



LFAS12316

Endurance Triple 4" Full Lanced U-Groove Soffit

- Finish: Alupalure 2000®
- Nominal Thickness: .016
- 13.2 Sq. In. N.F.A./Ft.
- Length: 12'
- Exposure: 12"
- 20 Pcs./Ctn.
- 240 Sq Ft./Ctn.
- 68 Lbs./Ctn.



Economy Aluminum Soffit

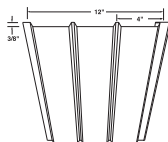
Product Code/Description

Color Availability

SAS12313

Economy Triple 4" Solid U-Groove Soffit

- Finish: AlumaLure 2000®
- Nominal Thickness: .013
- Length: 12'
- Exposure: 12"
- 20 Pcs./Ctn.
- 240 Sq Ft./Ctn.
- 56 Lbs./Ctn.

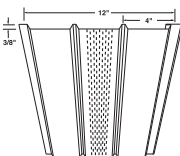


White

LCAS12313

Economy Triple 4" Center Lanced U-Groove Soffit

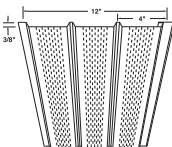
- Finish: AlumaLure 2000®
- Nominal Thickness: .013
- 4.4 Sq. In. N.F.A./Ft.
- Length: 12'
- Exposure: 12"
- 20 Pcs./Ctn.
- 240 Sq Ft./Ctn.
- 56 Lbs./Ctn.



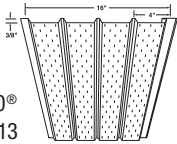
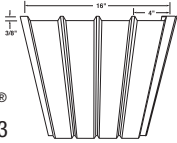
LFAS12313

Economy Triple 4" Full Lanced U-Groove Soffit

- Finish: AlumaLure 2000®
- Nominal Thickness: .013
- 13.2 Sq. In. N.F.A./Ft.
- Length: 12'
- Exposure: 12"
- 20 Pcs./Ctn.
- 240 Sq Ft./Ctn.
- 56 Lbs./Ctn.



Economy Aluminum Soffit

Product Code/Description	Color Availability
<p>LFAS16413</p> <p>Economy</p> <p>Quad 4" Full Lanced</p> <p>U-Groove Soffit</p> <ul style="list-style-type: none">• Finish: Alupalure 2000®• Nominal Thickness: .013• 5.16 Sq. In. N.F.A./Ft.• Length: 12'• Exposure: 16'• 18 Pcs./Ctn.• 288 Sq Ft./Ctn.• 65.25 Lbs./Ctn.	<p>White</p> <p>Royal Brown</p> <p>Dark Bronze</p>
	
<p>SAS16413</p> <p>Economy</p> <p>Quad 4" Solid</p> <p>U-Groove Soffit</p> <ul style="list-style-type: none">• Finish: Alupalure 2000®• Nominal Thickness: .013• 5.16 Sq. In. N.F.A./Ft.• Length: 12'• Exposure: 16'• 18 Pcs./Ctn.• 288 Sq Ft./Ctn.• 65.25 Lbs./Ctn.	<p>White</p> <p>Royal Brown</p> <p>Dark Bronze</p>
	

Aluminum Fascia

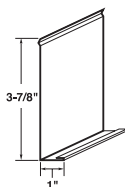
Product Code/Description

Color Availability

F1C425

Envoy Smooth**4" Fascia Trim**

- Finish: Alumalure 2000®
- Nominal Thickness: .024
- Length: 12'
- 25 Pcs./Ctn.
- 41 Lbs./Ctn.



White

Black

Almond

Cameo

Dark Bronze

Desert Sand

Evergreen

Linen

Montana Suede

Musket Brown

Pebblestone Clay

Royal Brown

Sandtone

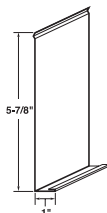
Terra Bronze

Wicker

F1C625

Envoy Smooth**6" Fascia Trim**

- Finish: Alumalure 2000®
- Nominal Thickness: .024
- Length: 12'
- 25 Pcs./Ctn.
- 55 Lbs./Ctn.



White

Black

Almond

Cameo

Charcoal Grey

Classic Cream

Dark Bronze

Desert Sand

Everest

Evergreen

Harbor Grey

Linen

Montana Suede

Musket Brown

Pebblestone Clay

Royal Brown

Rugged Canyon

Sandtone

Silver Grey

Terra Bronze

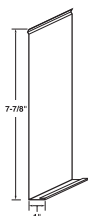
Victorian Grey

Wicker

F1C825

Envoy Smooth**8" Fascia Trim**

- Finish: Alumalure 2000®
- Nominal Thickness: .024
- Length: 12'
- 25 Pcs./Ctn.
- 71 Lbs./Ctn.



White

Almond

Cameo

Dark Bronze

Desert Sand

Linen

Musket Brown

Pebblestone Clay

Terra Bronze

Wicker

F1C1025

Envoy Smooth**10" Fascia Trim**

- Finish: Alumalure 2000®
- Nominal Thickness: .024
- Length: 12'
- 25 Pcs./Ctn.
- 85 Lbs./Ctn.



White

Almond

Cameo

Dark Bronze

Desert Sand

Linen

Musket Brown

Pebblestone Clay

Terra Bronze

Wicker



Optional
aluminum
fascia covers

Aluminum Fascia

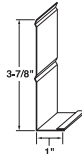
Product Code/Description

Color Availability

F1C4SR02425

Envoy Ribbed 4" Fascia Trim

- Finish: Alupalure 2000®
- Nominal Thickness: .024
- Length: 12'
- 25 Pcs./Ctn.
- 41 Lbs./Ctn.



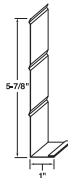
White
Black
Almond
Cameo
Dark Bronze
Desert Sand
Evergreen
Linen
Montana Suede
Musket Brown

Pebblestone Clay
Royal Brown
Sandtone
Terra Bronze
Wicker

F1C6SR02425

Envoy Ribbed 6" Fascia Trim

- Finish: Alupalure 2000®
- Nominal Thickness: .024
- Length: 12'
- 25 Pcs./Ctn.
- 55 Lbs./Ctn.



White
Black
Almond
Cameo
Charcoal Grey
Classic Cream
Dark Bronze
Desert Sand
Evergreen
Harbor Grey
Linen
Montana Suede
Musket Brown
Pebblestone Clay
Royal Brown
Rugged Canyon
Sandtone
Silver Grey
Terra Bronze
Victorian Grey
Wicker

F1C8SR02425

Envoy Ribbed 8" Fascia Trim

- Finish: Alupalure 2000®
- Nominal Thickness: .024
- Length: 12'
- 25 Pcs./Ctn.
- 71 Lbs./Ctn.



White
Almond
Cameo
Dark Bronze
Desert Sand
Linen
Musket Brown
Pebblestone Clay
Terra Bronze
Wicker

F1C10SR02425

Envoy Ribbed 10" Fascia Trim

- Finish: Alupalure 2000®
- Nominal Thickness: .024
- Length: 12'
- 25 Pcs./Ctn.
- 85 Lbs./Ctn.



Aluminum Fascia

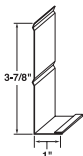
Product Code/Description

Color Availability

F1C4SR25

Endurance Ribbed 4" Fascia Trim

- Finish: AlumaLure 2000®
- Nominal Thickness: .019
- Length: 12'
- 25 Pcs./Ctn.
- 35 Lbs./Ctn.

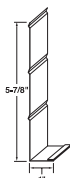


White
Almond
Cameo
Dark Bronze
Desert Sand
Linen
Musket Brown
Pebblestone Clay
Royal Brown
Terra Bronze
Wicker

F1C6SR25

Endurance Ribbed 6" Fascia Trim

- Finish: AlumaLure 2000®
- Nominal Thickness: .019
- Length: 12'
- 25 Pcs./Ctn.
- 47 Lbs./Ctn.

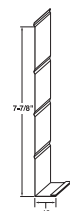


White
Black
Almond
Cameo
Charcoal Grey
Classic Cream
Dark Bronze
Desert Sand
Evergreen
Linen
Montana Suede
Musket Brown
Pebblestone Clay
Royal Brown
Rugged Canyon
Sandtone
Terra Bronze
Wicker

F1C8SR25

Endurance Ribbed 8" Fascia Trim

- Finish: AlumaLure 2000®
- Nominal Thickness: .019
- Length: 12'
- 25 Pcs./Ctn.
- 59 Lbs./Ctn.

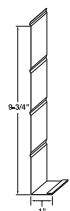


White
Almond
Cameo
Dark Bronze
Desert Sand
Musket Brown
Pebblestone Clay
Terra Bronze
Wicker

F1C10SR25

Endurance Ribbed 10" Fascia Trim

- Finish: AlumaLure 2000®
- Nominal Thickness: .019
- Length: 12'
- 25 Pcs./Ctn.
- 72 Lbs./Ctn.

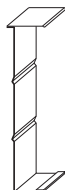


White
Almond
Classic Cream
Wicker

GRT6SR12

Gable Rake 6" Fascia Trim

- Finish: AlumaLure 2000®
- Nominal Thickness: .019
- Length: 12'
- 12 Pcs./Ctn.
- 27 Lbs./Ctn.



Aluminum Fascia

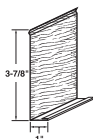
Product Code/Description

Color Availability

F1C4025

Envoy Wood Grain Embossed 4" Fascia Trim

- Finish: Alupalure 2000®
- Nominal Thickness: .024
- Length: 12'
- 25 Pcs./Ctn.
- 41 Lbs./Ctn.



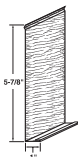
White
Black
Almond
Cameo
Dark Bronze
Desert Sand
Evergreen
Linen
Montana Suede
Musket Brown
Pebblestone Clay

Royal Brown
Sandtone
Terra Bronze
Wicker

F1C6025

Envoy Wood Grain Embossed 6" Fascia Trim

- Finish: Alupalure 2000+
- Nominal Thickness: .024
- Length: 12'
- 25 Pcs./Ctn.
- 55 Lbs./Ctn.

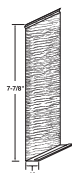


White
Black
Almond
Cameo
Charcoal Grey
Classic Cream
Dark Bronze
Desert Sand
Evergreen
Harbor Grey
Linen
Montana Suede
Musket Brown
Pebblestone Clay
Royal Brown
Rugged Canyon
Sandtone
Silver Grey
Terra Bronze
Victorian Grey
Wicker

F1C8025

Envoy Wood Grain Embossed 8" Fascia Trim

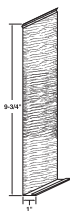
- Finish: Alupalure 2000®
- Nominal Thickness: .024
- Length: 12'
- 25 Pcs./Ctn.
- 71 Lbs./Ctn.



F1C10025

Envoy Wood Grain Embossed 10" Fascia Trim

- Finish: Alupalure 2000®
- Nominal Thickness: .024
- Length: 12'
- 25 Pcs./Ctn.
- 85 Lbs./Ctn.



White
Almond
Cameo
Dark Bronze
Desert Sand
Linen
Musket Brown
Pebblestone Clay
Terra Bronze
Wicker

Aluminum Soffit and Fascia Accessories

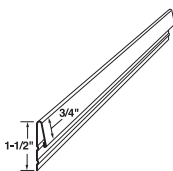
Product Code/Description

Color Availability

4APN20

General Purpose Trim

- Finish: Alumalure 2000®
- Nominal Thickness: .019
- Length: 12' 6"
- 20 Pcs./Ctn.
- 14.3 Lbs./Ctn.



White
Black
Almond
Cameo
Charcoal Grey
Classic Cream
Dark Bronze
Desert Sand
Evergreen
Linen
Montana Suede

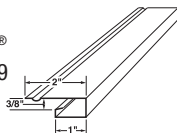
Musket Brown
Pebblestone Clay
Royal Brown
Rugged Canyon
Sandtone
Terra Bronze
Victorian Grey
Wicker

F438

J-Channel - 3/8"

1" Face, Offset

- Finish: Alumalure 2000®
- Nominal Thickness: .019
- Length: 12' 1"
- 40 Pcs./Ctn.
- 42 Lbs./Ctn.



Use: 3/8" Soffit

White
Black
Almond
Cameo
Charcoal Grey
Classic Cream
Dark Bronze
Desert Sand
Evergreen
Harbor Grey
Linen
Montana Suede

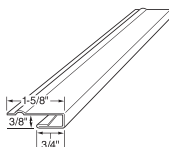
Musket Brown
Pebblestone Clay
Royal Brown
Rugged Canyon
Sandtone
Silver Grey
Terra Bronze
Victorian Grey
Wicker

F438425

J-Channel - 3/8"

3/4" Face

- Finish: Alumalure 2000®
- Nominal Thickness: .016
- Length: 12' 0"
- 25 Pcs./Ctn.
- 19 Lbs./Ctn.



Use: 3/8" Soffit

White
Black
Almond
Cameo
Charcoal Grey
Classic Cream
Dark Bronze
Desert Sand
Everest
Evergreen
Harbor Grey
Linen
Montana Suede
Musket Brown
Pebblestone Clay

Royal Brown
Rugged Canyon
Sandtone
Silver Grey
Terra Bronze
Victorian Grey
Wicker

Aluminum Soffit and Fascia Accessories

Product Code/Description

Color Availability

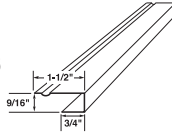
SJ1625

J-Channel - 1/2"

3/4" Face

- Finish: AlumaLure 2000®
- Nominal Thickness: .016
- Length: 12' 0"
- 25 Pcs./Ctn.
- 18 Lbs./Ctn.

Use: 1/2" Soffit



White
Black
Almond
Cameo
Classic Cream
Dark Bronze
Desert Sand
Evergreen
Linen
Musket Brown
Pebblestone Clay

Royal Brown
Rugged Canyon
Sandtone
Silver Grey
Terra Bronze
Wicker

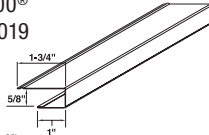
58ALJ25

J-Channel - 5/8"

1" Face

- Finish: AlumaLure 2000®
- Nominal Thickness: .019
- Length: 12'
- 25 Pcs./Ctn.
- 22.5 Lbs./Ctn.

Note: For use with 5/8" vinyl soffit



White
Almond
Cameo
Charcoal Grey
Classic Cream
Desert Sand
Everest
Harbor Grey
Linen
Montana Suede
Musket Brown

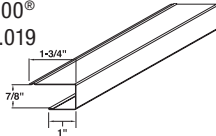
Pebblestone Clay
Rugged Canyon
Sandtone
Silver Grey
Victorian Grey
Wicker

78ALJ25

J-Channel - 7/8"

- Finish: AlumaLure 2000®
- Nominal Thickness: .019
- Length: 12'
- 25 Pcs./Ctn.
- 26 Lbs./Ctn.

Note: For use with 5/8" or 3/4" vinyl siding and soffit.



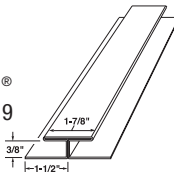
White
Almond
Cameo
Classic Cream
Desert Sand
Linen
Montana Suede
Pebblestone Clay
Sandtone
Wicker

SAT38

T-Channel - 3/8"

1 1/4" Face

- Finish: AlumaLure 2000®
- Nominal Thickness: .019
- Length: 10'
- 10 Pcs./Ctn.
- 14 Lbs./Ctn.



White
Black
Almond
Cameo
Classic Cream
Dark Bronze
Desert Sand
Evergreen
Linen
Montana Suede

Musket Brown
Pebblestone Clay
Royal Brown
Rugged Canyon
Sandtone
Silver Grey
Terra Bronze
Wicker

Aluminum Soffit and Fascia Accessories

Product Code/Description

Color Availability

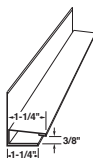
F8S25

F-Channel - 3/8"

1-1/4" Face

- Finish: AlumaLure 2000®
- Nominal Thickness: .019
- Length: 12'
- 25 Pcs./Ctn.
- 37 Lbs./Ctn.

Use: 3/8" Soffit



White
Black
Almond
Cameo
Charcoal Grey
Classic Cream
Dark Bronze
Desert Sand
Everest
Evergreen
Harbor Grey
Linen
Montana Suede
Musket Brown
Pebblestone Clay

Royal Brown
Rugged Canyon
Sandtone
Silver Grey
Terra Bronze
Victorian Grey
Wicker

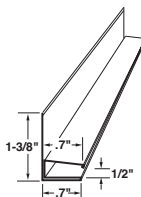
F12

F-Channel - 1/2"

5/8" Face

- Finish: AlumaLure 2000®
- Nominal Thickness: .019
- Length: 12' 0"
- 25 Pcs./Ctn.
- 20 Lbs./Ctn.

Use: 1/2" Soffit



White
Musket Brown

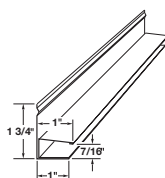
SF1625

F-Channel - 1/2"

1" Face

- Finish: AlumaLure 2000®
- Nominal Thickness: .019
- Length: 12'
- 25 Pcs./Ctn.
- 37 Lbs./Ctn.

Use: 1/2" Soffit



White
Almond
Cameo
Desert Sand
Linen
Musket Brown
Pebblestone Clay
Royal Brown
Sandtone
Silver Grey
Terra Bronze
Wicker

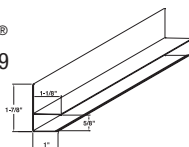
SF58

F-Channel - 5/8"

1" Face

- Finish: AlumaLure 2000®
- Nominal Thickness: .019
- Length: 12' 1"
- 24 Pcs./Ctn.
- 38 Lbs./Ctn.

For use with 5/8" Vinyl Soffit



White
Almond
Cameo
Pebblestone Clay
Wicker

Aluminum Soffit and Fascia Accessories

Product Code/Description

WBTU

Touch-Up Paint

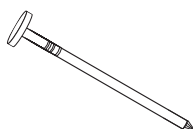
- (Bottled with brush)
- 1 Oz./Plastic Bottles
- 6/Ctn.
- 0.9 Lb./Ctn.



TN1250

#15 Stainless Steel Trim Nails - 1-1/4"

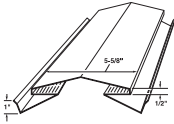
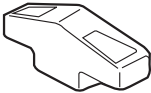
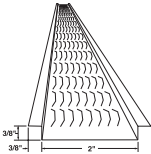
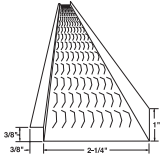
- 1 Lb./Ctn.




Color Availability

Black	Rugged Canyon
Almond	Sandtone
Cameo	Silver Grey
Charcoal Grey	Terra Bronze
Classic Cream	Victorian Grey
Dark Bronze	Wicker
Desert Sand	White
Everest	
Evergreen	
Harbor Grey	
Linen	
Montana Suede	
Musket Brown	
Pebblestone Clay	
Royal Brown	

Roof and Eave Ventilation Products

Product Code/Description		Color Availability
VAR Vent-A-Ridge® <ul style="list-style-type: none"> Aluminum Length: 10' 12 Pcs./Ctn. 18 Sq. In. Net Free Ventilation/Ln. Ft. 52 Lbs./Ctn. 		White Black Musket Brown
VAREP36 End Plug for VAR <ul style="list-style-type: none"> Solid Polymer 36 Pcs./Ctn. 5 Lbs./Ctn. 		Black
VAS70 Vent-A-Strip (Model 70) <ul style="list-style-type: none"> Aluminum Length: 8' 36 Pcs./Ctn. 8.8 Sq. In. Net Free Ventilation/Ln. Ft. 29 Lbs./Ctn. 		Mill White Musket Brown
VAS79 Vent-A-Strip (Model 79) <ul style="list-style-type: none"> Aluminum Length: 8' 36 Pcs./Ctn. 9.9 Sq. In. Net Free Ventilation/Ln. Ft. 33 Lbs./Ctn. 		

Gutter Coil

Description	Product Code	Thickness (nominal)	Width	Nominal Length	Target Coil Weight (+/-50 Lbs.)	FL/Lb. Conversion	Color Availability
Gutter Coil One-Side Finish Coat • 16" Center I.D.	GC11750	.027	11.750"	950	350	2.713	30° White (Medium Gloss)
	GC1175032	.032	11.750"	825	350	2.36	80° White (High Gloss)
	GC11875	.027	11.875"	940	350	2.684	Black
	GC1187532	.032	11.875"	820	350	2.306	Almond
	GC1300032	.032	13.000"	750	350	2.133	Cameo
	GC15000	.027	15.000"	750	350	2.125	Charcoal Grey
	GC1500032	.032	15.000"	650	350	1.849	Classic Cream
							Dark Bronze
							Desert Sand
							Evergreen
							Jefferson Tan
							Linen
							Montana Suede
							Musket Brown
							Pebblestone Clay
							Royal Brown
							Rugged Canyon
							Sandtone
							Silver Grey
							Terra Bronze
							Victorian Grey
							Wicker

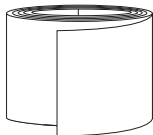
Extended Lead Time Colors

Everest
Harbor Grey

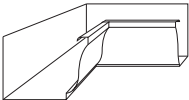
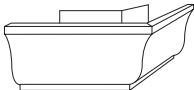


*These colors are only available in .032" and does not include 13"

Downspout Coil

Description	Product Code	Thickness (nominal)	Width	Weight Target (Lbs.)	Color Availability
2 x 3 Downspout Coil <ul style="list-style-type: none"> • 16" Center I.D. • 3615' per Roll/appx. • 750# = 3615' appx. 	DC10500	.019	10.500"	(±75) 750	30° White (Medium Gloss) 80° White (High Gloss) Black Almond Cameo Charcoal Grey Classic Cream Dark Bronze Desert Sand Evergreen Jefferson Tan Linen Montana Suede Musket Brown Pebblestone Clay Royal Brown Sandtone Terra Bronze Victorian Grey Wicker
3 x 4 Downspout Coil <ul style="list-style-type: none"> • 16" Center I.D. • 1000 lb. = 3680' appx. • 500 lb. = 1840' appx. 	DC13750 DC1375500	.019 .019	13.750" 13.750"	(±75) 1000 500	



Gutter Accessories





Product Code/Description		Color Availability
IBM5 5" Inside Box Miter <ul style="list-style-type: none"> Nominal Thickness: .019 20 Pcs./Ctn. 8 Lbs./Ctn. 		30° White (Medium Gloss) 80° White (High Gloss) Black Almond Cameo Charcoal Grey Classic Cream Dark Bronze Desert Sand Everest Evergreen Harbor Grey Jefferson Tan Linen Montana Suede Musket Brown Pebblestone Clay Royal Brown Rugged Canyon Sandtone Silver Grey Terra Bronze Victorian Grey Wicker
OBM5 5" Outside Box Miter <ul style="list-style-type: none"> Nominal Thickness: .019 20 Pcs./Ctn. 8 Lbs./Ctn. 		
ISM5 5" Inside Strip Miter <ul style="list-style-type: none"> Nominal Thickness: .032 20 Pcs./Ctn. 2.2 Lbs./Ctn. 		
OSM5 5" Outside Strip Miter <ul style="list-style-type: none"> Nominal Thickness: .032 20 Pcs./Ctn. 2.3 Lbs./Ctn. 		

*Not available in OBM5

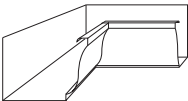
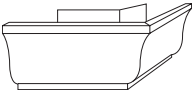


*Not available in OSM5

*Not available in IBM5 or ISM5

Gutter Accessories

Product Code/Description		Color Availability
ISBAY5 5" Inside 45° Bay Miter <ul style="list-style-type: none"> Nominal Thickness: .032 12 Pcs./Ctn. 1.1 Lbs./Ctn. 		30° White (Medium Gloss/Paintable) 80° White (High Gloss) Black Almond Cameo Dark Bronze Musket Brown Pebblestone Clay Royal Brown Wicker
OSBAY5 5" Outside 45° Bay Miter <ul style="list-style-type: none"> Nominal Thickness: .032 12 Pcs./Ctn. 1.1 Lbs./Ctn. 		
EC5L 5" Left End Caps <ul style="list-style-type: none"> Nominal Thickness: .019 50 Pcs./Ctn. 2.6 Lbs./Ctn. 		30° White (Medium Gloss) 80° White (High Gloss) Black Almond Cameo Charcoal Grey Classic Cream Dark Bronze Desert Sand Everest Evergreen Harbor Grey Jefferson Tan Linen Montana Suede Musket Brown Pebblestone Clay Royal Brown Rugged Canyon Sandtone Silver Grey Terra Bronze Victorian Grey Wicker
EC5R 5" Right End Caps <ul style="list-style-type: none"> Nominal Thickness: .019 50 Pcs./Ctn. 2.6 Lbs./Ctn. 		





Gutter Accessories

Product Code/Description		Color Availability
IBM6 6" Inside Box Miter <ul style="list-style-type: none"> Nominal Thickness: .019 20 Pcs./Ctn. 13 Lbs./Ctn. 		30° White (Medium Gloss) 80° White (High Gloss) Black Almond Cameo Charcoal Grey Classic Cream Dark Bronze Desert Sand Everest Evergreen Harbor Grey Jefferson Tan Linen Montana Suede Musket Brown Pebblestone Clay Royal Brown Rugged Canyon Sandtone Silver Grey Terra Bronze Victorian Grey Wicker
OBM6 6" Outside Box Miter <ul style="list-style-type: none"> Nominal Thickness: .019 20 Pcs./Ctn. 12 Lbs./Ctn. 		
ISM6 6" Inside Strip Miter <ul style="list-style-type: none"> Nominal Thickness: .032 20 Pcs./Ctn. 3.4 Lbs./Ctn. 		
OSM6 6" Outside Strip Miter <ul style="list-style-type: none"> Nominal Thickness: .032 20 Pcs./Ctn. 3.2 Lbs./Ctn. 		

*Not available in OBM6

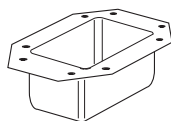
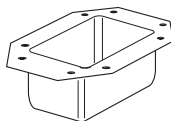
**Not available in OSM6

Gutter Accessories

Product Code/Description		Color Availability
ISBAY6 6" Inside 45° Bay Miter		30° White (Medium Gloss/Paintable) 80° White (High Gloss) Black Almond Cameo Dark Bronze Musket Brown Pebblestone Clay Royal Brown Wicker
OSBAY6 6" Outside 45° Bay Miter		
EC6L 6" Left End Caps		30° White (Medium Gloss) 80° White (High Gloss) Black Almond Cameo Classic Cream Charcoal Grey Dark Bronze Desert Sand Everest Evergreen Harbor Grey Jefferson Tan
EC6R 6" Right End Caps		Linen Montana Suede Musket Brown Pebblestone Clay Royal Brown Rugged Canyon Sandtone Silver Grey Terra Bronze Victorian Grey Wicker

Gutter Accessories

Product Code/Description	Color Availability
<p>ROT2X3</p> <p>Outlet Tubes</p> <ul style="list-style-type: none"> • 2" x 3" Rectangular • 30 Pcs./Ctn. • 1.9 Lbs./Ctn. 	<p>Mill Finish</p>
<p>ROT3X4</p> <p>Outlet Tubes</p> <ul style="list-style-type: none"> • 3" x 4" Rectangular • 50 Pcs./Ctn. • 3.9 Lbs./Ctn. 	



Gutter and Downspout Coil Accessories

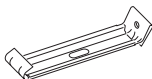
Product Code/Description

Color Availability

AM5HID

Aluminum 5" Hidden Hanger

- Nominal Thickness: .065
- 100 Pcs./Ctn.
- 6 Lbs./Ctn.

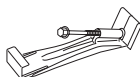


Mill Finish

AM5ZIP500

Aluminum 5" Zip Hanger

- 500 Pcs./Ctn.
- 37 Lbs./Ctn.

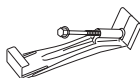


Mill Finish

AM6ZIP

Aluminum 6" Zip Hanger

- 50 Pcs./Ctn.
- 5 Lbs./Ctn.

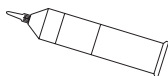


Mill Finish

GS50Z

Gutter Seal

- 24 Tubes./Ctn.
- 8 Lbs./Ctn.
- 5 oz.

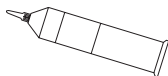


Mill Finish

GSW40Z J1

Gutter Seal

- 12 Tubes./Ctn.
- 3.75 Lbs./Ctn.
- 4 oz.

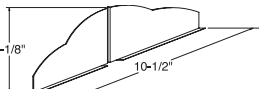


White

ASDIV


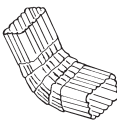
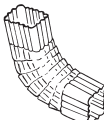
Valley Water Diverter

- 30 Pcs./Ctn.
- 1.6 Lbs./Ctn.



White

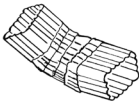

Downspouts and Accessories

Product Code/Description		Color Availability
DS2X3 2" x 3" Downspout Length: 10' <ul style="list-style-type: none"> • Nominal Thickness: .019 • 10 Pcs./Ctn. • 26 Lbs./Ctn. Note: Minimum order-one carton.		30° White (Medium Gloss) 80° White (High Gloss) Black Almond Cameo Charcoal Grey Classic Cream Dark Bronze Desert Sand Evergreen Harbor Grey Jefferson Tan Linen Montana Suede Musket Brown Pebblestone Clay Royal Brown Rugged Canyon Sandtone Silver Grey Terra Bronze Victorian Grey Wicker
E2X3A 2" x 3" Elbow, Style A <ul style="list-style-type: none"> • Nominal Thickness: .019 • 30 Pcs./Ctn. • 7 Lbs./Ctn. Note: Minimum order-one carton.	 75°	
E2X3B 2" x 3" Elbow, Style B <ul style="list-style-type: none"> • Nominal Thickness: .019 • 30 Pcs./Ctn. • 7 Lbs./Ctn. Note: Minimum order-one carton.	 75°	Extended Lead Time Colors Everest

*Not available in DS2x3A & DS2x3B

**Not available in DS2x3

Downspouts and Accessories

Product Code/Description		Color Availability
E2X3A30 2" x 3" Elbow, 30° Style A <ul style="list-style-type: none"> • Nominal Thickness: .019 • 30 Pcs./Ctn. • 7 Lbs./Ctn. Use: short overhang / ledges		30° White (Medium Gloss) 80° White (High Gloss) Black Almond Cameo Classic Cream Dark Bronze Desert Sand Evergreen Linen Musket Brown Pebblestone Clay Royal Brown Sandtone Terra Bronze Victorian Grey Wicker
DS2X38 2" x 3" Downspout <ul style="list-style-type: none"> • Nominal Thickness: .019 • Length: 8' • 10 Pcs./Ctn. • 20 Lbs./Ctn. Note: Minimum order-one carton.		30° White (Medium Gloss)

Downspouts and Accessories

Product Code/Description

Color Availability

LEDGE152X3

2" x 3" Downspout with 1.5" Offset

- Nominal Thickness: .019
- 25 Pcs./Ctn.
- 6 Lbs./Ctn.



30° White
(Medium Gloss)
80° White
(High Gloss)
Musket Brown
Pebblestone Clay

LEDGE302X3

2" x 3" Downspout with 3" Offset

- Nominal Thickness: .019
- 20 Pcs./Ctn.
- 6 Lbs./Ctn.




DS3X4

3" x 4" Downspout

- Nominal Thickness: .019
- Length: 10'
- 10 Pcs./Ctn.
- 34 Lbs./Ctn.

Note: Minimum order-one carton.



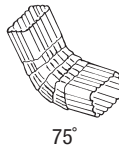
30° White
(Medium Gloss)
80° White
(High Gloss)
Black
Almond
Cameo
Charcoal Grey
Classic Cream
Dark Bronze
Desert Sand
Evergreen
Harbor Grey
Jefferson Tan
Linen
Montana Suede
Musket Brown
Pebblestone Clay
Royal Brown
Rugged Canyon
Sandtone
Silver Grey
Terra Bronze
Victorian Grey
Wicker

E3X4A

3" x 4" Elbow, Style A

- Nominal Thickness: .019
- 20 Pcs./Ctn.
- 7 Lbs./Ctn.

Note: Minimum order-one carton.



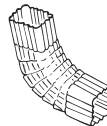
75°

E3X4B

3" x 4" Elbow, Style B

- Nominal Thickness: .019
- 20 Pcs./Ctn.
- 8 Lbs./Ctn.

Note: Minimum order-one carton.



75°

Extended Lead Time Colors
Everest

Downspouts and Accessories

Product Code/Description

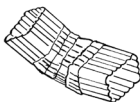
Color Availability

E3X4A30

3" x 4" Elbow, 30° Style A

- Nominal Thickness: .019
- 20 Pcs./Ctn.
- 8 Lbs./Ctn.

Use: short overhang / ledges



30° White
(Medium Gloss)
80° White
(High Gloss)
Black
Almond
Cameo
Classic Cream
Dark Bronze
Desert Sand


Evergreen
Linen
Musket Brown
Pebblestone Clay
Royal Brown
Sandtone
Terra Bronze
Victorian Grey
Wicker

DS3X48

3" x 4" Downspout

- Nominal Thickness: .019
- Length: 8'
- 10 Pcs./Ctn.
- 29 Lbs./Ctn.

Note: Minimum order-one carton.



30° White
(Medium Gloss)

LEDGE203X4

3" x 4" Downspout with 2" Offset

- Nominal Thickness: .019
- 12 Pcs./Ctn.
- 5.5 Lbs./Ctn.



30° White
(Medium Gloss)
80° White
(High Gloss)
Musket
Pebblestone Clay

LEDGE403X4

3" x 4" Downspout with 4" Offset

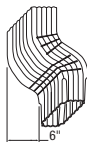
- Nominal Thickness: .019
- 12 Pcs./Ctn.
- 5.7 Lbs./Ctn.



LEDGE603X4

3" x 4" Downspout with 6" Offset

- Nominal Thickness: .019
- 12 Pcs./Ctn.
- 6.5 Lbs./Ctn.



Gutter and Downspout Coil Accessories

Product Code/Description

DPB

Downspout Pipe Band -Universal

- (Fits 2" x 3" or 3" x 4" Downspout)
- 100 Pcs./Ctn.
- Packaged Flat
- 3.6 Lbs./Ctn.



GR1

1/8" Bind Pop Rivets*

- 100 Pcs./Bag
- 10 Bags/Box
- 1.25 Lbs./Box



* Not available in JO or J1.

GZS8

#8 x 1/2" Zip Screws

- 100 Pcs./Bag
- 10 Bags/Ctn.
- 3.8 Lbs./Ctn.



GCTU

Touch Up Paint (Aerosol)

- 12 Ozs./Can
- 12 Cans/Ctn.
- 12.6 Lbs./Ctn.

* Extended Lead Time.



GCTU1

Touch Up Paint (Aerosol Single Can)

- 12 Ozs./Can
- 1 Can/Ctn.
- 1.2 Lb./Ctn.

* Extended Lead Time.



Color Availability

30° White
(Medium Gloss)

80° White
(High Gloss)

Black

Almond

Cameo

Charcoal Grey

Classic Cream

Dark Bronze

Desert Sand

Everest

Evergreen

Harbor Grey

Jefferson Tan†

Linen

Montana Suede

Musket Brown

Pebblestone Clay

Royal Brown

Rugged Canyon

Sandtone

Silver Grey

Terra Bronze

Victorian Grey

Wicker

*Not available in DPB

†Not available in GCTU & GCTU1

Metal Accessories Program

for Fiber Cement



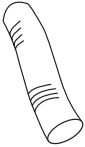
James Hardie Colors

Category	Product Code	Description	Color Availability	
Soffit	SAS12316	Endurance T4 Soffit Solid	J0/04	White
	LCAS12316	Endurance T4 Soffit Center Vent	620	Autumn Tan
			625	Khaki Brown
	LFAS12316	Endurance T4 Soffit Full Vent	A5	Monterey Taupe
	F438425	3/8" J-Channel	53	Navajo Beige (Almond)
			A8	Sail Cloth
			297	Sandstone Beige
			581	Woodstock Brown

7" Rainware Program

Product Code/Description		Color Availability
Gutter Coil GC17875 .027" X 17.875" Gutter Coil <ul style="list-style-type: none"> • Nominal Thickness: .027 • 450 Lbs./Roll • 2 Ro/Pallet 		30° White (Medium Gloss) 80° White (High Gloss) Black Almond Cameo Classic Cream Dark Bronze Desert Sand Linen Montana Suede Musket Brown Pebblestone Clay Royal Brown Sandtone Wicker
Gutter Accessories <div> <div> ISM7 7" Inside Strip Miter OSM7 7" Outside Strip Miter <ul style="list-style-type: none"> • 20 Pcs./Ctn. • 4.2 Lbs./Ctn. </div> <div> EC7L 7" Left End Cap EC7R 7" Right End Cap <ul style="list-style-type: none"> • 50 Pcs./Ctn. • 4.5 Lbs./Ctn. </div> </div>		
Downspouts, Elbows and Accessories <div> <div> DS4X5 4" x 5" x 10' Downspout <ul style="list-style-type: none"> • Nominal Thickness: .027 • 6 Pcs./Ctn. • 35 Lbs./Ctn. E4X5A 4" x 5" A Elbow E4X5B 4" x 5" B Elbow <ul style="list-style-type: none"> • Nominal Thickness: .027 • 9 Pcs./Ctn. • 7 Lbs./Ctn. AM7ZIP 01 7" Zip Hangers <ul style="list-style-type: none"> • 250 Pcs./Ctn. • 30 Lbs./Ctn. </div> <div> AM7HID 01 7" Hidden Hangers <ul style="list-style-type: none"> • 350 Pcs./Ctn. • 18 Lbs./Ctn. OT4X5 01 4" x 5" Outlet Tube <ul style="list-style-type: none"> • 10 Pcs./Ctn. • 1 Lbs./Ctn. SN7200S 00 7" Leaf Relief Combo Hanger w/Screws <ul style="list-style-type: none"> • 7' 6" Length • 200 Screws/Ctn. • 24 Pcs./Ctn. • 47 Lbs./Ctn. </div> </div>		

Round Downspout Program

Product Code/Description	Color Availability
Downspout, Elbow, Offsets DSR4 4" Smooth Round Downspout <ul style="list-style-type: none"> Nominal Thickness: .024 5 Pcs./Ctn. 21 Lbs./Ctn. 	30° White (Medium Gloss) Black Dark Bronze
ESR4 4" Smooth Round Elbow 75° <ul style="list-style-type: none"> Nominal Thickness: .024 20 Pcs./Ctn. 11 Lbs./Ctn. 	
OSR420 4" Smooth Round - 2' Offset <ul style="list-style-type: none"> Nominal Thickness: .024 10 Pcs./Ctn. 5 Lbs./Ctn. 	
OSR440 4" Smooth Round - 4' Offset <ul style="list-style-type: none"> Nominal Thickness: .024 10 Pcs./Ctn. 6 Lbs./Ctn. 	

Envoy® Sectional Gutter

5" Gutter and Accessories

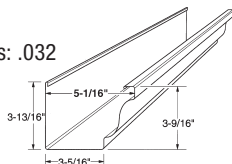
Product Code/Description

Color Availability

OG16A

Envoy Sectional 5" OG Gutter

- Nominal Thickness: .032
- Length: 16'
- 10 Pcs./Ctn.
- 160'/Ctn.
- 80 Lbs./Ctn.



80° White
(High Gloss)
Almond
Desert Sand
Evergreen
Musket Brown
Pebblestone Clay
Sandtone
Terra Bronze
Victorian Grey

OG21A

Envoy Sectional 5" OG Gutter

- Nominal Thickness: .032
- Length: 21'
- 10 Pcs./Ctn.
- 210'/Ctn.
- 105 Lbs./Ctn.

OG26

Envoy Sectional 5" OG Gutter

- Nominal Thickness: .032
- Length: 26'
- 6 Pcs./Ctn.
- 156'/Ctn.
- 81 Lbs./Ctn.

OG33A

Envoy Sectional 5" OG Gutter

- Nominal Thickness: .032
- Length: 33'
- 6 Pcs./Ctn.
- 198'/Ctn.
- 103 Lbs./Ctn.

OG37A

Envoy Sectional 5" OG Gutter

- Nominal Thickness: .032
- Length: 37'
- 6 Pcs./Ctn.
- 222'/Ctn.
- 115 Lbs./Ctn.

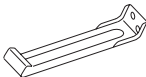

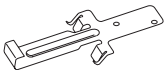
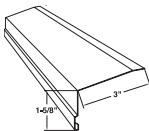
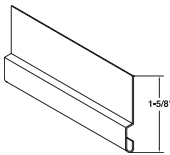
Envoy® Sectional Gutter

5" Gutter Accessories

Product Code/Description	Color Availability
<p>OG155</p> <p>5" End Caps</p> <ul style="list-style-type: none"> • Nominal Thickness: .024 • 25 R and 25 L • 25 Sets/Ctn. • 50 Pcs./Ctn. • 3.3 Lbs./Ctn. 	<p>80° White (High Gloss)</p> <p>Almond</p> <p>Desert Sand</p> <p>Evergreen</p> <p>Musket Brown</p> <p>Pebblestone Gray</p> <p>Sandtone</p> <p>Terra Bronze</p> <p>Victorian Grey</p>
<p>OG25</p> <p>Neoprene Expansion Joint</p> <ul style="list-style-type: none"> • 12 Pcs./Ctn. • 4 Lbs./Ctn. 	<p>Mill</p>
<p>OG91</p> <p>Snug-Fit Hanger</p> <ul style="list-style-type: none"> • Nominal Thickness: .081 • 100 Pcs./Ctn. • 11.2 Lbs./Ctn. 	
<p>OG101</p> <p>Combination Hanger</p> <ul style="list-style-type: none"> • Nominal Thickness: .081 • 100 Pcs./Ctn. • 8.4 Lbs./Ctn. 	
<p>OG111</p> <p>Strap Hanger</p> <ul style="list-style-type: none"> • Nominal Thickness: .081 • 100 Pcs./Ctn. • 9.6 Lbs./Ctn. 	

Envoy® Sectional Gutter

5" Gutter Accessories

Product Code/Description		Color Availability
OG12R1 Bar Hanger		Mill
<ul style="list-style-type: none"> • Nominal Thickness: .081 • 100 Pcs./Ctn. • 7.4 Lbs./Ctn. 		
OG131 Roof Hanger		Mill
<ul style="list-style-type: none"> • Nominal Thickness: .062 • 100 Pcs./Ctn. • 13 Lbs./Ctn. 		
OG141 Combination Strap Hanger		Mill
<ul style="list-style-type: none"> • Nominal Thickness: .081 • 100 Pcs./Ctn. • 12 Lbs./Ctn. 		
RT312 Roof Apron, Rectangular		80° White (High Gloss) Almond Desert Sand Evergreen Musket Brown Pebblestone Clay Sandtone Terra Bronze Victorian Grey
<ul style="list-style-type: none"> • Nominal Thickness: .032 • Length: 12' • 20 Pcs./Ctn. • 320'/Ctn. • 47 Lbs./Ctn. 		
RT412 Fascia Apron, Rectangular		80° White (High Gloss) Almond Desert Sand Evergreen Musket Brown Pebblestone Clay Sandtone Terra Bronze Victorian Grey
<ul style="list-style-type: none"> • Nominal Thickness: .032 • Length: 12' • 20 Pcs./Ctn. • 240'/Ctn. • 15 Lbs./Ctn. 		

Envoy® Sectional Gutter

6" Gutter and Accessories

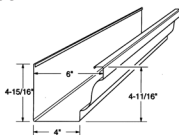
Product Code/Description

Color Availability

OG21A6

Envoy Sectional 6" OG Gutter

- Nominal Thickness: .032
- Length: 21'
- 6 Pcs./Ctn.
- 126'/Ctn.
- 79 Lbs./Ctn.



80° White
(High Gloss)
Almond
Desert Sand
Evergreen
Musket Brown
Pebblestone Clay
Sandtone
Terra Bronze
Victorian Grey

OG37A6

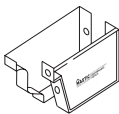
Envoy Sectional 6" OG Gutter

- Nominal Thickness: .032
- Length: 37'
- 4 Pcs./Ctn.
- 148'/Ctn.
- 95 Lbs./Ctn.

OG1565

6" End Caps

- Nominal Thickness: .024
- 25 Sets/Ctn.
- 50 Pcs./Ctn.
- 4.5 Lbs./Ctn.

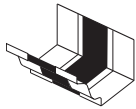
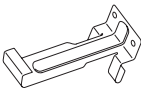
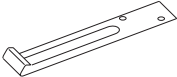
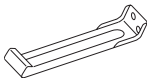



80° White
(High Gloss)
Almond
Desert Sand
Evergreen
Musket Brown

Pebblestone Clay
Sandtone
Terra Bronze
Victorian Grey

Envoy® Sectional Gutter

6" Gutter and Accessories

Product Code/Description		Color Availability
OG256 Neoprene Expansion Joint <ul style="list-style-type: none"> • 12 Pcs./Ctn. • 5 Lbs./Ctn. 		Mill
OG1061 Combination Hanger <ul style="list-style-type: none"> • Nominal Thickness: .081 • 100 Pcs./Ctn. • 9.4 Lbs./Ctn. 		Mill
OG1161 Strap Hanger <ul style="list-style-type: none"> • Nominal Thickness: .081 • 100 Pcs./Ctn. • 11 Lbs./Ctn. 		Mill
OG12R61 Bar Hanger <ul style="list-style-type: none"> • Nominal Thickness: .081 • 100 Pcs./Ctn. • 8.3 Lbs./Ctn. 		Mill
OG1361 Roof Hanger <ul style="list-style-type: none"> • Nominal Thickness: .062 • 100 Pcs./Ctn. • 13 Lbs./Ctn. 		Mill

Envoy® Sectional Gutter

Downspouts and Accessories


Product Code/Description

Color Availability

RT34

3" x 4" Rectangular Corrugated Downspout

- Nominal Thickness: .024
- Length: 10'
- 10 Pcs./Ctn.
- 100'/Ctn.
- 43 Lbs./Ctn.

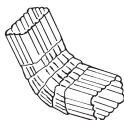


30° White
(Medium Gloss)
80° White
(High Gloss)
Almond
Desert Sand
Evergreen
Musket Brown
Pebblestone Clay
Sandtone
Terra Bronze
Victorian Grey

RTA74

3" x 4" Style "A" Rectangular Elbow

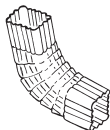
- Nominal Thickness: .024
- Degree: 75°
- 20 Pcs./Ctn.
- 9 Lbs./Ctn.



RTB74

3" x 4" Style "B" Rectangular Elbow

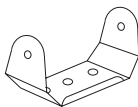
- Nominal Thickness: .024
- Degree: 75°
- 20 Pcs./Ctn.
- 10 Lbs./Ctn.



RTA3

Downspout Clip

- (For 3" x 4" Downspout)
- Nominal Thickness: .024
- 100 Pcs./Ctn.
- 2.8 Lbs./Ctn.



30° White
(Medium Gloss)
80° White
(High Gloss)
Black
Almond
Cameo
Classic Cream
Dark Bronze
Desert Sand

Evergreen
Linen
Musket Brown
Pebblestone Clay
Royal Brown
Sandtone
Terra Bronze
Victorian Grey
Wicker

Envoy® Sectional Gutter

Downspouts and Accessories


Product Code/Description

Color Availability

RT2

2" x 3" Rectangular Corrugated Downspout

- Nominal Thickness: .024
- Length: 10' • 100'/Ctn.
- 10 Pcs./Ctn. • 33 Lbs./Ctn.

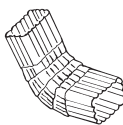


30° White
(Medium Gloss)
80° White
(High Gloss)
Almond
Desert Sand
Evergreen
Musket Brown
Pebblestone Clay
Sandtone
Terra Bronze
Victorian Grey

2" x 3" Style "A" Rectangular Elbow

RTA4 (80° White High Gloss Only)

- Nominal Thickness: .024 • 30 Pcs./Ctn.
- Degree: 45° • 8 Lbs./Ctn.



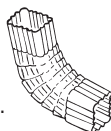
RTA7

- Nominal Thickness: .024 • 30 Pcs./Ctn.
- Degree: 75° • 9 Lbs./Ctn.

RTB7

2" x 3" Style "B" Rectangular Elbow

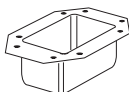
- Degree: 75°
- Nominal Thickness: .024 • 30 Pcs./Ctn.
- 9 Lbs./Ctn.



R0T2X3

2" x 3" Rectangular Eave Tube

- Nominal Thickness: .024
- 30 Pcs./Ctn.
- 1.9 Lbs./Ctn.




Mill

RTA2

Downspout Clip

- (For 2" x 3" Downspout)
- Nominal Thickness: .024
- 100 Pcs./Ctn.
- 1.7 Lbs./Ctn.



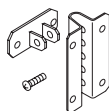
30° White
(Medium Gloss)
80° White
(High Gloss)
Black
Almond
Cameo
Clasic Cream
Dark Bronze
Desert Sand

Evergreen
Linen
Musket Brown
Pebblestone Clay
Royal Brown
Sandtone
Terra Bronze
Victorian Grey
Wicker

RT235

Downspout Anchor Clip with Screw

- 50 Sets/Ctn.
- 3.2 Lbs./Ctn.



Mill

Leaf Relief® 5"

Gutter Protection Systems

Product Code/Description

Color Availability

D11500

33 Black

DuoPro 5" Dual Layer Microfiltration - Continuous Hanger

- Nominal Thickness: .019
- Length: 7' 6"
- 24 Pcs./Ctn.
- 180'/Ctn.
- 47 Lbs./Ctn.

Note: 200 screws/Ctn. Use Leaf Relief DuoPro 5" Dual Layer Universal Corner or Access Panel Kit UA11500.

UA11500

DuoPro 5" Dual Layer Microfiltration Universal Inside/Outside Corner or Access Panel Kit

- Nominal Thickness: .019
- 10 Corners or 20 Access Panels/Ctn
- 5 Lbs./Ctn.

Note: Use with D11500 DuoPro 5" Dual Layer Microfiltration Continuous Hanger. Universal Inside/Outside/Access Panel functions as either one corner or two Access Panels.

Leaf Relief

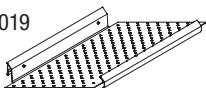


SN5200S

00 Mill Finish

5" Continuous Hanger

- Nominal Thickness: .019
- Length: 7' 6"
- 48 Pcs./Ctn.
- 360'/Ctn.
- 59.4 Lbs./Ctn.

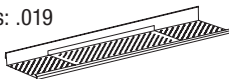


Note: 300 screws/Ctn. Use Leaf Relief corner kits 0C5220/1C5220.

APSN52

5" Leaf Relief Access Panel

- Nominal Thickness: .019
- Length: 1' 6"
- 20 Pcs./Ctn.
- 30'/Ctn.
- 5.8 Lbs./Ctn.



Leaf Relief CH
& DuoPro on
new gutters



Leaf Relief® 5"

Gutter Protection Systems

Product Code/Description

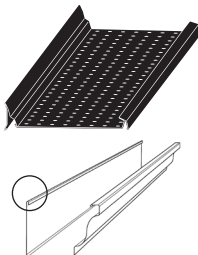
Color Availability

SN5200BG

5" Box Gutter Continuous Hanger

- Length: 7' 6"
- 360'/Ctn.
- 63 Lbs./Ctn.
- 300 screws included.

Note: Use Leaf Relief corner kit
UA5200BG Universal Inside/
Outside Corner Access Panel.



33 Black

UA5200BG

5" Box Gutter Continuous Hanger Universal Inside/Outside Corner/Access Panel Kit

- 10 Corners or 20 Access Panels/Ctn.
- 4 Lbs./Ctn.

TP5300

5" Classic

- Nominal Thickness: .019
- Length: 10'
- 32 Pcs./Ctn.
- 320'/Ctn.
- 48.6 Lbs./Ctn.

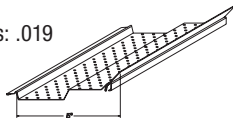


00 Mill Finish

TP53ZIP

5" Zip

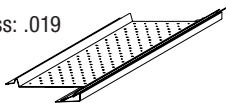
- Nominal Thickness: .019
- Length: 10'
- 32 Pcs./Ctn.
- 320'/Ctn.
- 51.8 Lbs./Ctn.



TP5100Q

5" Adjustable

- Nominal Thickness: .019
- Length: 7' 6"
- 16 Pcs./Ctn.
- 120'/Ctn.
- 22 Lbs./Ctn.



Installing classic
Leaf Relief on
existing gutters



Leaf Relief® 5"

Gutter Protection Systems

Product Code/Description

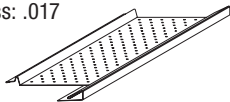
Color Availability

TPC5100

0C Copper

5" Adjustable Copper

- Nominal Thickness: .017
- Length: 7' 6"
- 16 Pcs./Ctn.
- 120'/Ctn.
- 71.6 Lbs./Ctn.
- 200 Copper screws included.



Use only with K or OG-style copper gutters.

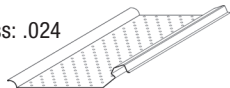
*Special order. One Carton Minimum. Call for price and lead time.

HR5400

00 Mill Finish

5" Half-Round

- Nominal Thickness: .024
- Length: 7' 6"
- 16 Pcs./Ctn.
- 120'/Ctn.
- 22.6 Lbs./Ctn.

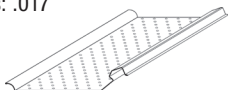


HRC5400

0C Copper

5" Half Round Copper

- Nominal Thickness: .017
- Length: 7' 6"
- 16 Pcs./Ctn.
- 120'/Ctn.
- 56.5 Lbs./Ctn.
- 200 Copper screws included.



Use only with 5" Half-Round copper gutters.

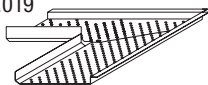
*Special order. One Carton Minimum. Call for price and lead time.

OC5220

00 Mill Finish

5" Outside Corners

- Nominal Thickness: .019
- 20 Complete Corners/Ctn.
- 3.4 Lbs./Ctn.

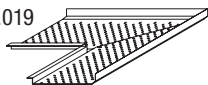


Use with SN5200S, TP5100Q, TP5300, TP53ZIP

IC5220

5" Inside Corners

- Nominal Thickness: .019
- 20 Complete Corners/Ctn.
- 3.4 Lbs./Ctn.



Use with SN5200S, TP5100Q, TP5300, TP53ZIP

Leaf Relief® 6"

Gutter Protection Systems

Product Code/Description

Color Availability

D11600

33 Black

DuoPro 6" Dual Layer Microfiltration - Continuous Hanger

- Nominal Thickness: .019
- Length: 7' 6"
- 24 Pcs./Ctn.
- 180'/Ctn.
- 200 screws included
- 54 Lbs./Ctn.

Note: Use Leaf Relief DuoPro 6" Dual Layer Universal Corner or Access Panel Kit UA11600. Universal Inside/Outside/Access Panel functions as either one corner or two Access Panels.

UA11600

DuoPro 6" Dual Layer Microfiltration Universal Inside/Outside Corner or Access Panel Kit

- Nominal Thickness: .019
- 10 Corners or 20 Access Panels/Ctn
- No screws included
- 5 Lbs./Ctn.

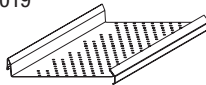
Note: Use with D11600 DuoPro 6" Dual Layer Microfiltration Continuous Hanger. Universal Inside/Outside/Access Panel functions as either one corner or two Access Panels.

SN6200S

00 Mill Finish

6" Continuous Hanger

- Nominal Thickness: .019
- Length: 7' 6"
- 34 Pcs./Ctn.
- 255'/Ctn.
- 49.4 Lbs./Ctn.



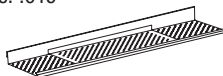
Note: 300 screws/Ctn. Use Leaf Relief corner kits OC6220/IC6220

APSN62

00 Mill Finish

6" Leaf Relief Access Panel

- Nominal Thickness: .019
- Length: 1' 6"
- 20 Pcs./Ctn.
- 30'/Ctn.
- 6.6 Lbs./Ctn.



**Leaf Relief CH
& DuoPro on
new gutters**



Leaf Relief® 6"

Gutter Protection Systems

Product Code/Description

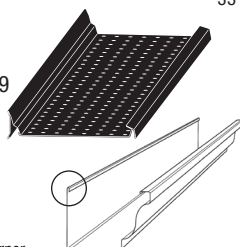
Color Availability

SN6200BG

33 Black

6" Box Gutter Continuous Hanger

- Nominal Thickness: .019
- Length: 7' 5"
- 34 Pcs./Ctn.
- 255'/Ctn.
- 300 screws included
- 71 Lbs./Ctn.



Note: use Leaf Relief Universal Corner or Access Panel Kit UA6200BG Universal Inside/Outside/Access Panel. Universal Inside/Outside/Access Panel either functions as one corner or two Access Panels.

UA6200BG

6" Box Gutter Universal Inside/Outside Corner or Access Panel Kit

- Nominal Thickness: .019
- 10 Corners or 20 Access Panels/Ctn
- No screws included
- 4 Lbs./Ctn.

Note: use with SN6200BG 6" Box Gutter Continuous Hanger.

TP6300

00 No Color

6" Classic

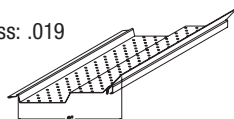
- Nominal Thickness: .019
- Length: 10'
- 32 Pcs./Ctn.
- 320'/Ctn.
- 55.4 Lbs./Ctn.



TP63ZIP

6" Zip

- Nominal Thickness: .019
- Length: 10'
- 32 Pcs./Ctn.
- 320'/Ctn.
- 57.6 Lbs./Ctn.



(For use over OG1061, OG12R61, zip hangers)

Leaf Relief® 6"

Gutter Protection Systems

Product Code/Description

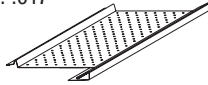
Color Availability

TPC6100

0C Copper

6" Adjustable Copper

- Nominal Thickness: .017
- Length: 7' 6"
- 16 Pcs./Ctn.
- 120'/Ctn.
- 75.0 Lbs./Ctn.
- 200 Copper screws included.



Use only with K or OG-style copper gutters.

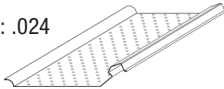
* Special Order. One Carton Minimum. Call for price and lead time.

HR6400

00 Mill Finish

6" Half Round

- Nominal Thickness: .024
- Length: 7' 6"
- 16 Pcs./Ctn.
- 120'/Ctn.
- 25.4 Lbs./Ctn.

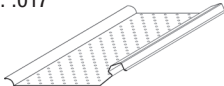


HRC6400

0C Copper

6" Half Round Copper

- Nominal Thickness: .017
- Length: 7' 6"
- 16 Pcs./Ctn.
- 120'/Ctn.
- 63.0 Lbs./Ctn.
- 200 Copper screws included.



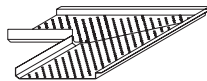
Use only with 6" Half-Round copper gutters.

OC6220

00 Mill Finish

6" Leaf Relief Outside Corners

- Nominal Thickness: .019
- 20 Complete Corners/Ctn.
- 3.8 Lbs./Ctn.

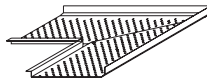


Use with: SN6200S, TP6300

IC6220

6" Leaf Relief Inside Corners

- Nominal Thickness: .019
- 20 Complete Corners/Ctn.
- 3.8 Lbs./Ctn.



Use with: SN6200S, TP6300

Leaf Relief®

Gutter Protection Systems

Product Code/Description

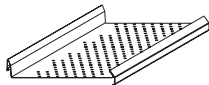
Color Availability

SN7200S

00 No Color

7" Leaf Relief Continuous Hanger w/Screws

- 7' 6" Length
- 200 Screws/Ctn.
- 24 Pcs./Ctn.
- 47 Lbs./Ctn.



SC9X150

#9 x 1-1/2" Hex-Head Coated Screw with Gasket

- 1000/Ctn.
- 100/Pkg.
- 10 Pkg./Ctn.
- 11.5 Lbs./Ctn.



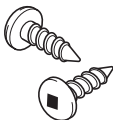
(For use with SN5200S, SN6200S, and SN7200S Systems)

SQ6X038

Mill Finish

#6 x 3/8" Stainless Steel Screw Pan Head with Square Drive Slot

- 1000/Ctn.
- 100/Pkg.
- 10 Pkg./Ctn.
- 2 Lbs./Ctn

(For use with TP5100Q , TP5300, HR5400, HR6400,
and TP6300 Systems)

Leaf Logic™


Gutter Protection Systems

Product Code/Description

LL510

5" Rippled Plate

- Nominal
Thickness: .015
- Length: 10'
- 30 Pcs./Ctn.
- 300'/Ctn.
- 30 Lbs./Ctn.



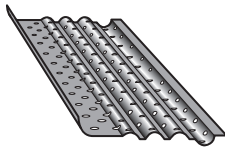
Color Availability

04 White
00 Mill Finish
JS Dark Bronze

LL610

6" Rippled Plate

- Nominal
Thickness: .015
- Length: 10'
- 30 Pcs./Ctn.
- 300'/Ctn.
- 35 Lbs./Ctn.



Leaf Smart™


Gutter Protection Systems

Product Code/Description

LS54

5" Steel Mesh

- Nominal
Thickness: .032
- Length: 4'
- 25 Pcs./Ctn.
- 100'/Ctn.
- 26 Lbs./Ctn.




Color Availability

00 Mill Finish

LS64

6" Steel Mesh

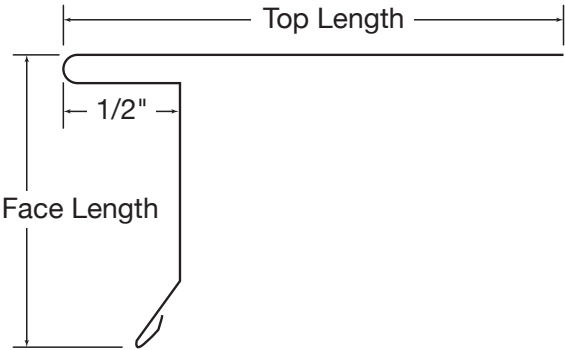
- Nominal
Thickness: .032
- Length: 4'
- 25 Pcs./Ctn.
- 100'/Ctn.
- 28 Lbs./Ctn.



Roofing Accessories

T-Drip

Product Code	Description	Face Lgth	Top Lgth	Part Lgth	Material	Finish	Nominal Thickness/ Gauge	Pcs/ Ctn	Lbs/ Ctn
TD1029L	T-Drip 1x2-7/8 Light	1"	2-7/8"	10'	Aluminum	Alumalure 2000	0.013	25	15.8
Available Colors: White 04, Black 33, Musket Brown 59									
TD1029	T-Drip 1x2-7/8	1"	2-7/8"	10'	Aluminum	Alumalure 2000	0.016	25	19.2
Available Colors: White 04, Pebblestone Clay 52									
TD1029S	T-Drip 1x2-7/8 Galvanized	1"	2-7/8"	10'	Galvanized Steel	Polyester	0.016	25	51.1
Available Colors: Royal Brown 62									
TD1529	T-Drip 1-1/2x2-7/8	1-1/2"	2-7/8"	10'	Aluminum	Alumalure 2000	0.016	25	21.6
Available Colors: White 04, Black 33, Pebblestone Clay 52, Royal Brown 62									
TD1529H	T-Drip 1-1/2x2-7/8 Heavy	1-1/2"	2-7/8"	10'	Aluminum	Alumalure 2000	0.019	25	25.2
Available Colors: White 04, Black 33, Almond 53, Dark Bronze JS, Desert Sand 22, Musket Brown 59, Pebblestone Clay 52, Royal Brown 62, Terra Bronze 34, Wicker A7									
TD1529H12	T-Drip 1-1/2x2-7/8x12' Heavy	1-1/2"	2-7/8"	12'	Aluminum	Alumalure 2000	0.019	25	30.3
Available Colors: White 04, Black 33, Almond 53, Cameo 31, Charcoal Grey 80, Dark Bronze JS, Desert Sand 22, Evergreen 70, Linen 44, Musket Brown 59, Pebblestone Clay 52, Royal Brown 62, Sandtone 39, Terra Bronze 34, Wicker A7									
TD1829	T-Drip 1-3/4x2-7/8	1-3/4"	2-7/8"	10'	Aluminum	Alumalure 2000	0.016	25	22.5
Available Colors: White 04, Black 33, Almond 53, Dark Bronze JS, Musket Brown 59, Pebblestone Clay 52, Royal Brown 62, Wicker A7, A5 Monterey Taupe									
TD1829H	T-Drip 1-3/4x2-7/8 Heavy	1-3/4"	2-7/8"	10'	Aluminum	Alumalure 2000	0.019	25	26.4
Available Colors: Almond 53, Cameo 31, Charcoal Grey 80, Dark Bronze JS, Desert Sand 22, Evergreen 70, Musket Brown 59, Pebblestone Clay 52, Royal Brown 62, Terra Bronze 34, Wicker A7, White 04, Black 33, Monterey Taupe A5									
TD2029H	T-Drip 2x2-7/8 Heavy	2"	2-7/8"	10'	Aluminum	Alumalure 2000	0.019	25	28.3
Available Colors: White 04									



Roofing Accessories

F-Drip

Product Code	Description	Face Lgth	Top Lgth	Part Lgth	Material	Finish	Nominal Thickness/ Gauge	Pcs/ Ctn	Lbs/ Ctn
FD1060H	F-Drip 1x6 Heavy	1"	6"	10'	Aluminum	Alumalure 2000	0.019	25	35.5

Available Colors: White 04

FD202012	F-Drip 2x2	2"	2"	12'	Aluminum	Alumalure 2000	0.016	25	23
----------	------------	----	----	-----	----------	----------------	-------	----	----

Available Colors: White 04, Black 33, Musket Brown 59, Pebblestone Clay 52

FD2020H12	F-Drip 2x2x12' Heavy	2"	2"	12'	Aluminum	Alumalure 2000	0.019	25	27
-----------	----------------------	----	----	-----	----------	----------------	-------	----	----

Available Colors: White 04

FD2028	F-Drip 2x2-3/4	2"	2-3/4"	10'	Aluminum	Alumalure 2000	0.016	25	22.5
--------	----------------	----	--------	-----	----------	----------------	-------	----	------

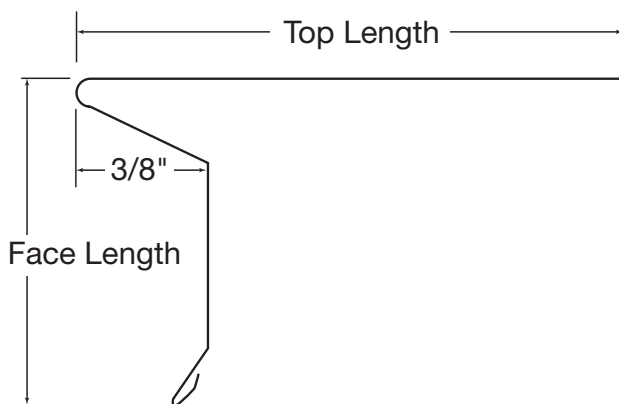
Available Colors: White 04

FD2028H	F-Drip 2x2-3/4 Heavy	2"	2-3/4"	10'	Aluminum	Alumalure 2000	0.019	25	26.5
---------	----------------------	----	--------	-----	----------	----------------	-------	----	------

Available Colors: White 04, Almond 53, Charcoal Grey 80, Desert Sand 22, Linen 44, Musket Brown 59, Sandtone 39, Victorian Grey 36

FD2028S	F-Drip 2x2-3/4 Galvanized	2"	2-3/4"	10'	Galvanized Steel	Polyester	0.016	25	59.9
---------	------------------------------	----	--------	-----	------------------	-----------	-------	----	------

Available Colors: Mill 00, White 04, Black 33, Almond 53, Pebblestone Clay 52, Royal Brown 62, Terra Bronze 34

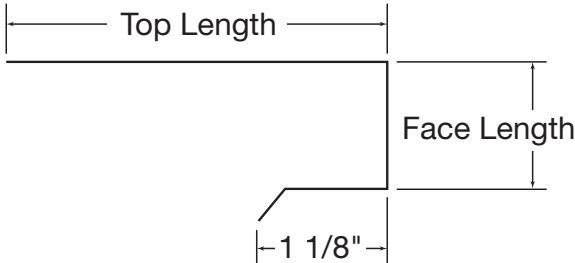


Roofing Accessories

C-Drip

Product Code	Description	Face Lgth	Top Lgth	Bottom Lgth	Part Lgth	Material	Finish	Nominal Thickness/ Gauge	Pcs/ Ctn	Lbs/ Ctn
CD1028H	C-Drip 1x2-3/4 Heavy	1"	2-3/4"	1-1/8"	10'	Aluminum	Alumalure 2000	0.019	25	26.4

Available Colors: White 04

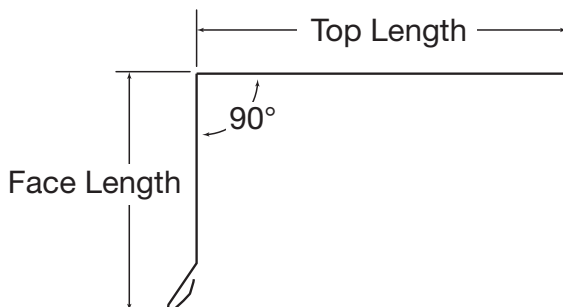


Roofing Accessories

Square Drip / Gutter Apron

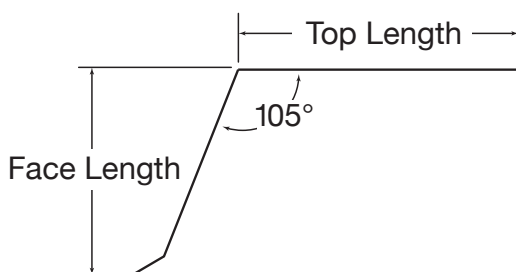
Product Code	Description	Face Lgth	Top Lgth	Part Lgth	Material	Finish	Nominal Thickness/ Gauge	Pcs/ Ctn	Lbs/ Ctn
SD1515H	Sq Drip 1-1/2x1-1/2 Heavy	1-1/2"	1-1/2"	10'	Aluminum	Alumalure 2000	0.019	25	20.5

Available Colors: White 04



Product Code	Description	Face Lgth	Top Lgth	Part Lgth	Material	Finish	Nominal Thickness/ Gauge	Pcs/ Ctn	Lbs/ Ctn
GA2029H	Apron 2x2-7/8" Heavy	2"	2-7/8"	10'	Aluminum	Alumalure 2000	0.019	25	25.2

Available Colors: White 04, Black 33, Almond 53, Dark Bronze JS, Musket Brown 59, Pebblestone Clay 52, Royal Brown 62, Terra Bronze 34, Wicker A7

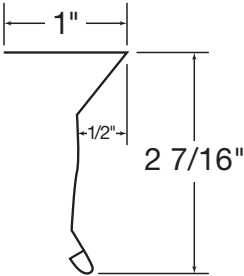


Roofing Accessories

Quick Drip / Gravel Stop

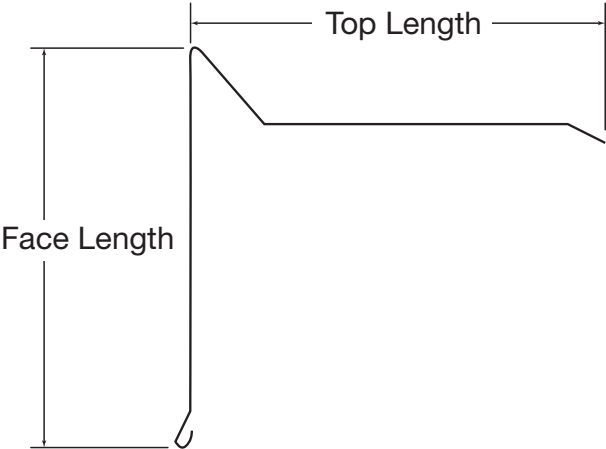
Product Code	Description	Face Lgth	Top Lgth	Part Lgth	Material	Finish	Nominal Thickness/ Gauge	Pcs/ Ctn	Lbs/ Ctn
QD2410H12	Quick Drip 2-7/16x1x12" Heavy	2-7/16"	1"	12"	Aluminum	Alumalure 2000	0.019	25	20.5

Available Colors: White 04, Black 33, Almond 53, Cameo 31



Product Code	Description	Face Lgth	Top Lgth	Part Lgth	Material	Finish	Nominal Thickness/ Gauge	Pcs/ Ctn	Lbs/ Ctn
GS4040XH	Gravel Stop 4x4 Extra Heavy	4"	4"	10"	Aluminum	Alumalure 2000	0.024	25	25.2

Available Colors: White 04, Black 33, Dark Bronze JS, Musket Brown 59, Pebblestone Clay 52, Royal Brown 62, Terra Bronze 34, A5 Monterey Taupe



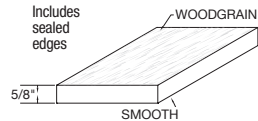
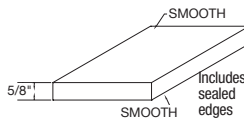
BuildReady

Trim

5/8

Trim Board

(5/8" actual)



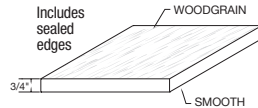
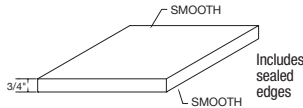
(Protective Film Top Side)

18' Lengths	Smooth	Woodgrain	Selling UOM	Pieces/ Selling Unit	Skid Length (Feet)	Skid Width (Feet)	Skid Height (Inches)
5/8" x 4	27845001	27848001	Unit	130	18	4	11.5
5/8" x 6	27845002	27848002	Unit	80	18	4	11.5
5/8" x 8	27845003	27848003	Unit	60	18	4	11.5
5/8" x 10	27845004	27848004	Unit	50	18	4	11.5
5/8" x 12	27845005	27848005	Unit	40	18	4	11.5
5/8" x 16	27845078	27848078	Unit	30	18	4	11.5

4/4

Trim Board

(3/4" actual)



(Protective Film Top Side)

12' Offering	Smooth	Woodgrain	Selling UOM	Pieces/ Selling Unit	Skid Length (Feet)	Skid Width (Feet)	Skid Height (Inches)
1 x 4	27845146	27848146	Unit	104	12	4	11.1
1 x 6	27845147	27848147	Unit	64	12	4	11.1
1 x 8	27845148	27848148	Unit	48	12	4	11.1
1 x 10	27845149	27848149	Unit	40	12	4	11.1
1 x 12	27845150	27848150	Unit	32	12	4	11.1

18' Offering	Smooth	Woodgrain	Selling UOM	Pieces/ Selling Unit	Skid Length (Feet)	Skid Width (Feet)	Skid Height (Inches)
1 x 4	27845006	27848006	Unit	104	18	4	11.1
1 x 6	27845009	27848009	Unit	64	18	4	11.1
1 x 8	27845010	27848010	Unit	48	18	4	11.1
1 x 10	27845011	27848011	Unit	40	18	4	11.1
1 x 12	27845012	27848012	Unit	32	18	4	11.1
1 x 16	27845377	27848377	Unit	24	18	4	11.1

20' Offering	Smooth	Woodgrain	Selling UOM	Pieces/ Selling Unit	Skid Length (Feet)	Skid Width (Feet)	Skid Height (Inches)
1 x 3	27845519	27848519	Unit	114	20	4	9.6
1 x 4	27845513	27848513	Unit	104	20	4	11.1
1 x 6	27845514	27848514	Unit	64	20	4	11.1
1 x 8	27845515	27848515	Unit	48	20	4	11.1
1 x 10	27845516	27848516	Unit	40	20	4	11.1
1 x 12	27845517	27848517	Unit	32	20	4	11.1
1 x 16	27845518	27848518	Unit	24	20	4	11.1

Trim Board measurements are nominal. All Sheet and 5/8" Trim Board measurements are actual.

Please see our website for more detailed information.

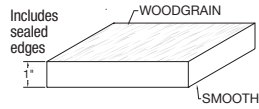
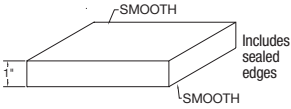
BuildReady

Trim

5/4

Trim Board

(1" actual)



(Protective Film Top Side)

12' Offering	Smooth	Woodgrain	Selling UOM	Pieces/ Selling Unit	Skid Length (Feet)	Skid Width (Feet)	Skid Height (Inches)
5/4 x 4	27845156	27848156	Unit	78	12	4	11
5/4 x 6	27845157	27848157	Unit	48	12	4	11
5/4 x 8	27845158	27848158	Unit	36	12	4	11
5/4 x 10	27845187	27848187	Unit	30	12	4	11
5/4 x 12	27845208	27848208	Unit	24	12	4	11

18' Offering	Smooth	Woodgrain	Selling UOM	Pieces/ Selling Unit	Skid Length (Feet)	Skid Width (Feet)	Skid Height (Inches)
5/4 x 4	27845013	27848013	Unit	78	18	4	11
5/4 x 5	27845503	27848503	Unit	70	18	4	12
5/4 x 6	27845015	27848015	Unit	48	18	4	11
5/4 x 8	27845016	27848016	Unit	36	18	4	11
5/4 x 10	27845017	27848017	Unit	30	18	4	11
5/4 x 12	27845018	27848018	Unit	24	18	4	11
5/4 x 16	27845527	27848527	Unit	18	18	4	11

20' Offering	Smooth	Woodgrain	Selling UOM	Pieces/ Selling Unit	Skid Length (Feet)	Skid Width (Feet)	Skid Height (Inches)
5/4 x 4	27845072	27848072	Unit	78	20	4	11
5/4 x 6	27845074	27848074	Unit	48	20	4	11
5/4 x 8	27845075	27848075	Unit	36	20	4	11
5/4 x 10	27845076	27848076	Unit	30	20	4	11
5/4 x 12	27845077	27848077	Unit	24	20	4	11
5/4 x 16	27845405	27848405	Unit	18	20	4	11



Installing
PVC trim



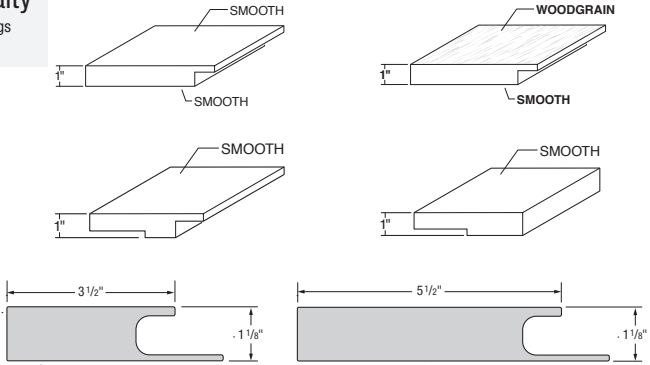
PVC trim
offerings and
accessories

Trim Board measurements are nominal. All Sheet and 5/8" Trim Board measurements are actual.
Please see our website for more detailed information.

BuildReady

Accessories

Specialty Offerings



18' Offering	Smooth	Woodgrain	Selling UOM	Pieces/Selling Unit	Skid Length (Feet)	Skid Width (Feet)	Skid Height (Inches)
5/4 x 4 w/J-Pocket	27845528-P	27848528-P	Unit	78	18	4	11.25
			Ply Pak	3	non-skid	non-skid	non-skid
5/4 x 4 Flange	27845529-P	n/a	Unit	78	18	4	11.25
			Ply Pak	2	non-skid	non-skid	non-skid
5/4 x 4 Flange w/J-Pocket	27845530-P	n/a	Unit	78	18	4	11.25
			Ply Pak	2	non-skid	non-skid	non-skid
5/4 x 5 w/J-Pocket	27845531-P	27848531-P	Unit	70	18	4	12.25
			Ply Pak	2	non-skid	non-skid	non-skid
5/4 x 6 w/J-Pocket	27845532-P	27848532-P	Unit	48	18	4	9.25
			Ply Pak	2	non-skid	non-skid	non-skid
1 x 4 J-Pocket Casing w/nail fin (16' length)	27845569-MB	n/a	Bundle	4	non-skid	non-skid	non-skid
1 x 6 J-Pocket Casing w/nail fin (12' length)	27845570-MB	n/a	Bundle	4	non-skid	non-skid	non-skid

Note: PlyPaks contain multiple pieces shrink wrapped for easy handling and protection from dirt and marks.



**Bending
PVC trim**

**How to clean,
finish & paint
PVC trim**



Trim Board measurements are nominal. All Sheet and 5/8" Trim Board measurements are actual. Please see our website for more detailed information.

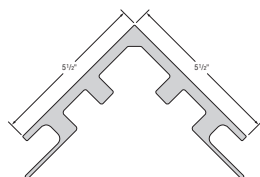
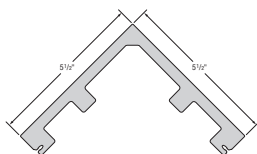
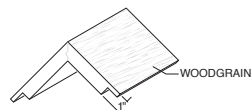
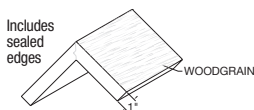
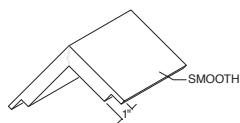
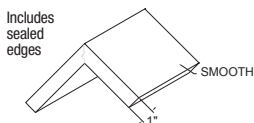
BuildReady

Accessories

5/4

Corners

(1" thickness)



(This item has flexible nail fin not shown in illustration)

20' Offering	Smooth	Woodgrain	Selling UOM	Pieces/ Selling Unit	Skid Length (Feet)	Skid Width (Feet)	Skid Height (Inches)
4 X 4	27845117-P	27848117-P	Unit	48	20	4	19.25
			Ply Pak	1	non-skid	non-skid	non-skid
4 x 4 w/J-Pocket	27845533-P	27848533-P	Unit	48	20	4	19.25
			Ply Pak	1	non-skid	non-skid	non-skid
6 X 6	27845118-P	27848118-P	Unit	32	20	4	27.25
			Ply Pak	1	non-skid	non-skid	non-skid
6 x 6 with J-Pocket	27845534-P	27848534-P	Unit	32	20	4	27.25
			Ply Pak	1	non-skid	non-skid	non-skid
6 x 6 Outside Corner w/nail fin	27845567-MB	n/a	Bundle	3	non-skid	non-skid	non-skid
6 x 6 Outside J-Pocket Corner w/nail fin	27845568-MB	n/a	Bundle	3	non-skid	non-skid	non-skid

Note: PlyPaks contain multiple pieces shrink wrapped for easy handling and protection from dirt and marks.

Trim Board measurements are nominal. All Sheet and 5/8" Trim Board measurements are actual.
Please see our website for more detailed information.

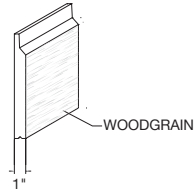
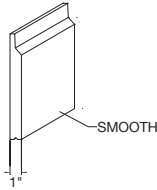
BuildReady

Accessories

5/4

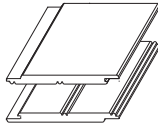
Skirtboard

(1" thickness)

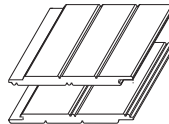


20' Offering	Smooth	Woodgrain	Selling UOM	Pieces/ Selling Unit	Skid Length (Feet)	Skid Width (Feet)	Skid Height (Inches)
4" (face dimension 2-1/8")	27845535-P	27848535-P	Unit	96	18	4	13.25
			Ply Pak	2	non-skid	non-skid	non-skid
6" (face dimension 4-1/8")	27845536-P	27848536-P	Unit	36	18	4	13.25
			Ply Pak	2	non-skid	non-skid	non-skid
8" (face dimension 5-7/8")	27845537-P	27848537-P	Unit	30	18	4	10.25
			Ply Pak	2	non-skid	non-skid	non-skid

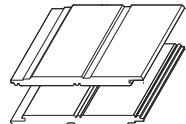
Specialty Offerings



5" Beadboard



6" Beadboard



Moulded Beadboard

18' Offering	Smooth	Woodgrain	Selling UOM	Pieces/ Selling Unit	Skid Length (Feet)	Skid Width (Feet)	Skid Height (Inches)
5" (installed coverage - 4.9")	27845600-P	n/a	Unit	96	18	4	13.25
			Ply Pak	6	non-skid	non-skid	non-skid
6" (installed coverage - 6")	27845063-P	n/a	Unit	96	18	4	13.25
			Ply Pak	4	non-skid	non-skid	non-skid
Moulded Beadboard (installed coverage - 5-1/2")	27845566-MB	n/a	Bundle	12	non-skid	non-skid	non-skid

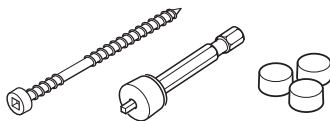
Note: All Beadboard has smooth backing.

BuildReady

Accessories

Cortex

Fasteners



2" Length	Smooth	Woodgrain	Selling UOM	Pieces/ Selling Unit	Skid Length (Feet)	Skid Width (Feet)	Skid Height (Inches)
50 linear feet / 75 screws	27845538-C	27848538-C	Carton	10	non-skid	non-skid	non-skid
250 linear feet / 375 screws	27845539-C	27848539-C	Carton	6	non-skid	non-skid	non-skid
750 linear feet / 1126 screws	27845540-C	27848540-C	Carton	1	non-skid	non-skid	non-skid
2" Length	Smooth	Woodgrain	Selling UOM	Pieces/ Selling Unit	Skid Length (Feet)	Skid Width (Feet)	Skid Height (Inches)
250 linear feet / 375 screws	27845643-C	27848643-C	Carton	4	non-skid	non-skid	non-skid
2-3/4" Length	Smooth	Woodgrain	Selling UOM	Pieces/ Selling Unit	Skid Length (Feet)	Skid Width (Feet)	Skid Height (Inches)
50 linear feet / 75 screws	27845612-C	27848612-C	Carton	-	non-skid	non-skid	non-skid
250 linear feet / 375 screws	27845613-C	27848613-C	Carton	-	non-skid	non-skid	non-skid
750 linear feet / 1126 screws	27845614-C	27848614-C	Carton	-	non-skid	non-skid	non-skid
2-3/4" Length	Smooth	Woodgrain	Selling UOM	Pieces/ Selling Unit	Skid Length (Feet)	Skid Width (Feet)	Skid Height (Inches)
250 linear feet / 375 screws	27845644-C	27848644-C	Carton	-	non-skid	non-skid	non-skid
Plug only 40 PLG/Bag	27845645-C	27848645-C	Bag	400	non-skid	non-skid	non-skid

Note: PlayPaks contain multiple pieces shrink wrapped for easy handling and protection from dirt and marks.

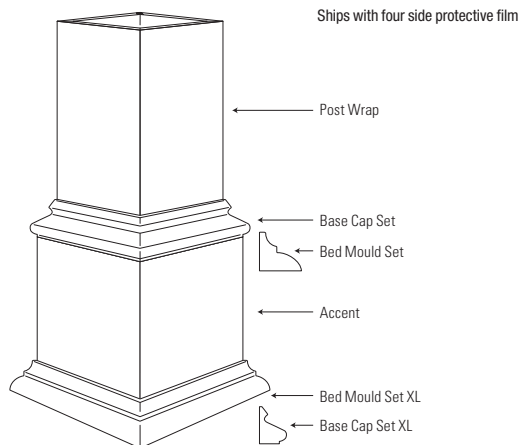
Trim Board measurements are nominal. All Sheet and 5/8" Trim Board measurements are actual. Please see our website for more detailed information.

BuildReady

Accessories

One-Piece Post Wraps

& Accessories



4 X 4 Nominal	Smooth	Selling UOM	Pieces/Selling Unit	Skid Length (Feet)	Skid Width (Feet)	Skid Height (Inches)
4 x 4 - 8'6" Length	27845541-C	Unit	48	9.0	3.75	25
		Carton	1	non-skid	non-skid	non-skid
4 x 4 - 10' Length	27845542-C	Unit	48	10.4	3.75	25
		Carton	1	non-skid	non-skid	non-skid
4 x 4 - Accent Wrap (12" length)	27845545-C	Carton	10	non-skid	non-skid	non-skid
4 x 4 - Bed Mould Set	27845543-C	Carton	20	non-skid	non-skid	non-skid
4 x 4 - Bed Mould Set XL	27845546-C	Carton	20	non-skid	non-skid	non-skid
4 x 4 - Base Cap Set	27845544-C	Carton	20	non-skid	non-skid	non-skid
4 x 4 - 4" Base Cap Set XL	27845547-C	Carton	20	non-skid	non-skid	non-skid
4X Belmont Post Cap	27845562-C	Carton	2	non-skid	non-skid	non-skid
4X Windsor Post Cap	27845563-C	Carton	1	non-skid	non-skid	non-skid
Basic Decor Kit (4 moulding sets & glue)	27845629-Kit	Kit	1	non-skid	non-skid	non-skid
Premium Decor Kit (5 moulding sets, 2 accents & glue)	27845630-Kit	Kit	1	non-skid	non-skid	non-skid

Trim Board measurements are nominal. All Sheet and 5/8" Trim Board measurements are actual. Please see our website for more detailed information.

BuildReady

Accessories

One-Piece Post Wraps

& Accessories

6 X 6 Nominal	Smooth	Selling UOM	Pieces/ Selling Unit	Skid Length (Feet)	Skid Width (Feet)	Skid Height (Inches)
6 x 6 - 8'6" Length	27845548-C	Unit	48	9.0	3.75	25
		Carton	1	non-skid	non-skid	non-skid
6 x 6 - 10' Length	27845549-C	Unit	48	10.4	3.75	25
		Carton	1	non-skid	non-skid	non-skid
6 x 6 - Accent Wrap (12" length)	27845552-C	Carton	10	non-skid	non-skid	non-skid
6 x 6 - Bed Mould Set	27845550-C	Carton	20	non-skid	non-skid	non-skid
6 x 6 - Bed Mould Set XL	27845553-C	Carton	20	non-skid	non-skid	non-skid
6 x 6 - Base Cap Set	27845551-C	Carton	20	non-skid	non-skid	non-skid
6 x 6 - Base Cap Set XL	27845554-C	Carton	20	non-skid	non-skid	non-skid
6X Belmont Post Cap	27845564-C	Carton	2	non-skid	non-skid	non-skid
6X Windsor Post Cap	27845565-C	Carton	1	non-skid	non-skid	non-skid
Basic Decor Kit (4 moulding sets & glue)	27845631-Kit	Kit	1	non-skid	non-skid	non-skid
Premium Decor Kit (5 moulding sets, 2 accents & glue)	27845632-Kit	Kit	1	non-skid	non-skid	non-skid
8 X 8 Nominal	Smooth	Selling UOM	Pieces/ Selling Unit	Skid Length (Feet)	Skid Width (Feet)	Skid Height (Inches)
8 x 8 - 8' 6" Length	27845555-C	Unit	36	9.0	3.75	28
		Carton	1	non-skid	non-skid	non-skid
8 x 8 - 10'	27845556-C	Unit	36	10.4	3.75	28
		Carton	1	non-skid	non-skid	non-skid
8 x 8 Accent Wrap (12" length)	27845559-C	Carton	10	non-skid	non-skid	non-skid
Bed Mould Set	27845557-C	Carton	20	non-skid	non-skid	non-skid
Bed Mould Set XL	27845560-C	Carton	20	non-skid	non-skid	non-skid
Base Cap Mould Set	27845558-C	Carton	20	non-skid	non-skid	non-skid
Base Cap Set XL	27845561-C	Carton	20	non-skid	non-skid	non-skid
Glue with Tip	27845606-C	Carton	12	non-skid	non-skid	non-skid
Basic Decor Kit (4 moulding sets & glue)	27845633-Kit	Kit	1	non-skid	non-skid	non-skid
Premium Decor Kit (5 moulding sets, 2 accents & glue)	27845634-Kit	Kit	1	non-skid	non-skid	non-skid
10 X 10 Nominal	Smooth	Selling UOM	Pieces/ Selling Unit	Skid Length (Feet)	Skid Width (Feet)	Skid Height (Inches)
10 x 10 - 8'6" Length	27845648-C	Unit	36	9	3.75	28
		Carton	1	non-skid	non-skid	non-skid
10 x 10 - 10' Length	27845568-C	Unit	36	10.4	3.75	28
		Carton	1	non-skid	non-skid	non-skid
10 x 10 - Accent Wrap (12" length)	27845652-C	Carton	10	non-skid	non-skid	non-skid
10 x 10 - Bed Mould Set	27845650-C	Carton	20	non-skid	non-skid	non-skid
10 x 10 - Bed Mould Set XL	27845653-C	Carton	20	non-skid	non-skid	non-skid
10 x 10 - Base Cap Set	27845651-C	Carton	20	non-skid	non-skid	non-skid
10 x 10 - Base Cap Set XL	27845654-C	Carton	20	non-skid	non-skid	non-skid

Note: Bed and Base Cap sets are pre-mitered and dove-tailed for easy installation. "XL" indicates size to fit accents. Included in the basic kit: • 2 BedMolds • 2 Base Caps • Glue with tip. Included in the premium kit: • 2 Accent Wraps • 2 XL Bed Molds • 3 Base Caps • Glue with tip.

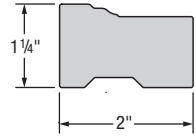
Trim Board measurements are nominal. All Sheet and 5/8" Trim Board measurements are actual. Please see our website for more detailed information.

BuildReady

Mouldings

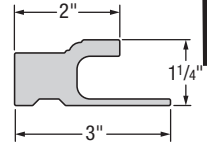
Brick Mould

Item Number	Length	Selling UOM	Pieces/ Selling Unit	Skid Length (Feet)	Skid Width (Feet)	Skid Height (Inches)
27845573-MB	17'6"	Unit	252	18'	3.9	20.5
		Bundle	6	non-skid	non-skid	non-skid



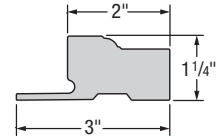
J Brick

Item Number	Length	Selling UOM	Pieces/ Selling Unit	Skid Length (Feet)	Skid Width (Feet)	Skid Height (Inches)
27845574-MB	18'	Unit	240	18"	3.9	20.5
		Bundle	8	non-skid	non-skid	non-skid



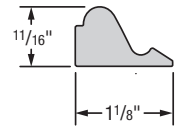
Brick Mould w/ nail fin for hard board nailing

Item Number	Length	Selling UOM	Pieces/ Selling Unit	Skid Length (Feet)	Skid Width (Feet)	Skid Height (Inches)
27845575-MB	18'	Unit	240	18"	3.9	20.5
		Bundle	6	non-skid	non-skid	non-skid



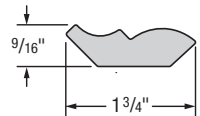
Base Cap

Item Number	Length	Selling UOM	Pieces/ Selling Unit	Skid Length (Feet)	Skid Width (Feet)	Skid Height (Inches)
27845571-MB	16'	Unit	936	18"	3.9	20.5
		Bundle	36	non-skid	non-skid	non-skid



Bed Mould

Item Number	Length	Selling UOM	Pieces/ Selling Unit	Skid Length (Feet)	Skid Width (Feet)	Skid Height (Inches)
27845572-MB	16'	Unit	750	18"	3.9	20.5
		Bundle	25	non-skid	non-skid	non-skid



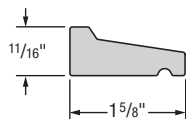
Trim Board measurements are nominal. All Sheet and 5/8" Trim Board measurements are actual. Please see our website for more detailed information.

BuildReady

Mouldings

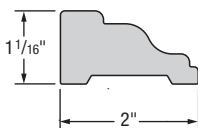
Drip Cap

Item Number	Length	Selling UOM	Pieces/ Selling Unit	Skid Length (Feet)	Skid Width (Feet)	Skid Height (Inches)
27845580-MB	16'	Unit	660	20"	3.9	20.5
		Bundle	20	non-skid	non-skid	non-skid



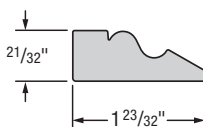
Rake Mould

Item Number	Length	Selling UOM	Pieces/ Selling Unit	Skid Length (Feet)	Skid Width (Feet)	Skid Height (Inches)
27845582-MB	16'	Unit	270	18"	3.9	20.5
		Bundle	10	non-skid	non-skid	non-skid



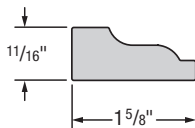
Panel Moulding

Item Number	Length	Selling UOM	Pieces/ Selling Unit	Skid Length (Feet)	Skid Width (Feet)	Skid Height (Inches)
27845595-MB	16'	Unit	672	18"	3.9	20.5
		Bundle	24	non-skid	non-skid	non-skid



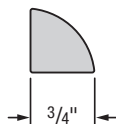
Shingle Mould

Item Number	Length	Selling UOM	Pieces/ Selling Unit	Skid Length (Feet)	Skid Width (Feet)	Skid Height (Inches)
27845585-MB	16'	Unit	480	18"	3.9	20.5
		Bundle	20	non-skid	non-skid	non-skid



Quarter Round

Item Number	Length	Selling UOM	Pieces/ Selling Unit	Skid Length (Feet)	Skid Width (Feet)	Skid Height (Inches)
27845581-MB	16'	Unit	600	18"	3.9	20.5
		Bundle	25	non-skid	non-skid	non-skid



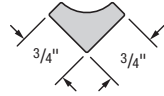
Trim Board measurements are nominal. All Sheet and 5/8" Trim Board measurements are actual. Please see our website for more detailed information.

BuildReady

Mouldings

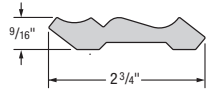
Scotia Cove

Item Number	Length	Selling UOM	Pieces/ Selling Unit	Skid Length (Feet)	Skid Width (Feet)	Skid Height (Inches)
27845583-MB	16'	Unit	600	18"	3.9	20.5
		Bundle	25	non-skid	non-skid	non-skid



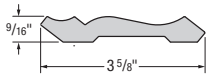
3X Crown

Item Number	Length	Selling UOM	Pieces/ Selling Unit	Skid Length (Feet)	Skid Width (Feet)	Skid Height (Inches)
27845586-MB	16'	Unit	420	18"	3.9	20.5
		Bundle	10	non-skid	non-skid	non-skid



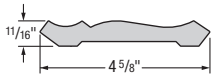
4X Crown

Item Number	Length	Selling UOM	Pieces/ Selling Unit	Skid Length (Feet)	Skid Width (Feet)	Skid Height (Inches)
27845576-MB	16'	Unit	330	18"	3.9	20.5
		Bundle	10	non-skid	non-skid	non-skid



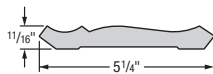
5X Crown

Item Number	Length	Selling UOM	Pieces/ Selling Unit	Skid Length (Feet)	Skid Width (Feet)	Skid Height (Inches)
27845577-MB	16'	Unit	128	18"	3.9	20.5
		Bundle	4	non-skid	non-skid	non-skid



6X Crown

Item Number	Length	Selling UOM	Pieces/ Selling Unit	Skid Length (Feet)	Skid Width (Feet)	Skid Height (Inches)
27845578-MB	16'	Unit	168	18"	3.9	20.5
		Bundle	6	non-skid	non-skid	non-skid



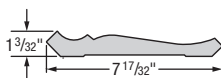
Trim Board measurements are nominal. All Sheet and 5/8" Trim Board measurements are actual.
Please see our website for more detailed information.

BuildReady

Mouldings

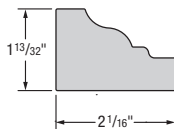
8X Crown

Item Number	Length	Selling UOM	Pieces/ Selling Unit	Skid Length (Feet)	Skid Width (Feet)	Skid Height (Inches)
27845601-MB	16'	Unit	98	18"	3.9	20.5
		Bundle	2	non-skid	non-skid	non-skid



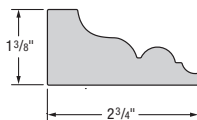
Rams Crown

Item Number	Length	Selling UOM	Pieces/ Selling Unit	Skid Length (Feet)	Skid Width (Feet)	Skid Height (Inches)
27845579-MB	16'	Unit	180	18"	3.9	20.5
		Bundle	6	non-skid	non-skid	non-skid



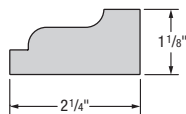
Imperial Rake Crown

Item Number	Length	Selling UOM	Pieces/ Selling Unit	Skid Length (Feet)	Skid Width (Feet)	Skid Height (Inches)
27845596-MB	16'	Unit	240	18"	3.9	20.5
		Bundle	8	non-skid	non-skid	non-skid



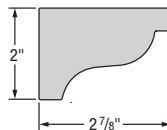
Solid Crown

Item Number	Length	Selling UOM	Pieces/ Selling Unit	Skid Length (Feet)	Skid Width (Feet)	Skid Height (Inches)
27845597-MB	16'	Unit	280	18"	3.9	20.5
		Bundle	8	non-skid	non-skid	non-skid



Pediment

Item Number	Length	Selling UOM	Pieces/ Selling Unit	Skid Length (Feet)	Skid Width (Feet)	Skid Height (Inches)
27845598-MB	12'	Unit	168	18"	3.9	20.5
		Bundle	4	non-skid	non-skid	non-skid



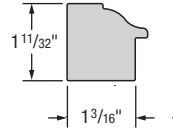
Trim Board measurements are nominal. All Sheet and 5/8" Trim Board measurements are actual.
Please see our website for more detailed information.

BuildReady

Mouldings

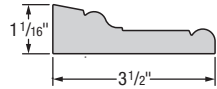
Back Band

Item Number	Length	Selling UOM	Pieces/ Selling Unit	Skid Length (Feet)	Skid Width (Feet)	Skid Height (Inches)
27845590-MB	16'	Unit	280	18"	3.9	20.5
		Bundle	10	non-skid	non-skid	non-skid



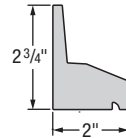
Adams Casing

Item Number	Length	Selling UOM	Pieces/ Selling Unit	Skid Length (Feet)	Skid Width (Feet)	Skid Height (Inches)
27845594-MB	16'	Unit	180	18"	3.9	20.5
		Bundle	6	non-skid	non-skid	non-skid



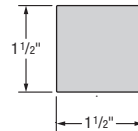
Water Table

Item Number	Length	Selling UOM	Pieces/ Selling Unit	Skid Length (Feet)	Skid Width (Feet)	Skid Height (Inches)
27845599-MB	18'	Unit	216	18"	3.9	20.5
		Bundle	4	non-skid	non-skid	non-skid



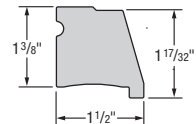
1-1/2" Square

Item Number	Length	Selling UOM	Pieces/ Selling Unit	Skid Length (Feet)	Skid Width (Feet)	Skid Height (Inches)
27845587-MB	16'	Unit	304	18"	3.9	20.5
		Bundle	4	non-skid	non-skid	non-skid



Sub Sill Nose

Item Number	Length	Selling UOM	Pieces/ Selling Unit	Skid Length (Feet)	Skid Width (Feet)	Skid Height (Inches)
27845591-MB	16'	Unit	360	18"	3.9	20.5
		Bundle	12	non-skid	non-skid	non-skid



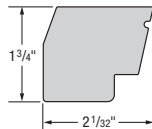
Trim Board measurements are nominal. All Sheet and 5/8" Trim Board measurements are actual.
Please see our website for more detailed information.

BuildReady

Mouldings

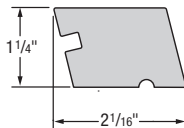
Historic Sill

Item Number	Length	Selling UOM	Pieces/ Selling Unit	Skid Length (Feet)	Skid Width (Feet)	Skid Height (Inches)
27845584-MB	16'	Unit	144	18"	3.9	20.5
		Bundle	4	non-skid	non-skid	non-skid



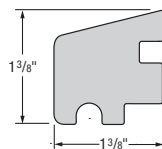
Window Sill Nose

Item Number	Length	Selling UOM	Pieces/ Selling Unit	Skid Length (Feet)	Skid Width (Feet)	Skid Height (Inches)
27845592-MB	12'	Unit	270	18"	3.9	20.5
		Bundle	9	non-skid	non-skid	non-skid



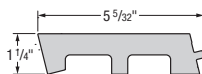
Large Sill Nose

Item Number	Length	Selling UOM	Pieces/ Selling Unit	Skid Length (Feet)	Skid Width (Feet)	Skid Height (Inches)
27845593-MB	16'	Unit	180	18"	3.9	20.5
		Bundle	4	non-skid	non-skid	non-skid



Window Sill

Item Number	Length	Selling UOM	Pieces/ Selling Unit	Skid Length (Feet)	Skid Width (Feet)	Skid Height (Inches)
27845602-MB	12'	Unit	84	18"	3.9	20.5
		Bundle	4	non-skid	non-skid	non-skid



Trim Board measurements are nominal. All Sheet and 5/8" Trim Board measurements are actual.
Please see our website for more detailed information.

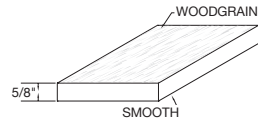
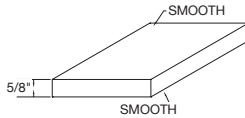
DesignReady

Trim

5/8

Trim Board

(5/8" actual)

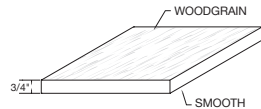
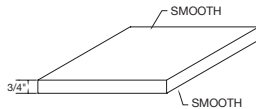


18' Lengths	Smooth	Woodgrain	Selling UOM	Pieces/Selling Unit	Skid Length (Feet)	Skid Width (Feet)	Skid Height (Inches)
5/8" x 4	27885001	27887001	Unit	130	18	4	11.5
5/8" x 6	27885002	27887002	Unit	80	18	4	11.5
5/8" x 8	27885003	27887003	Unit	60	18	4	11.5
5/8" x 10	27885004	27887004	Unit	50	18	4	11.5
5/8" x 12	27885005	27887005	Unit	40	18	4	11.5
5/8" x 16	27885078	27887078	Unit	30	18	4	11.5

4/4

Trim Board

(3/4" actual)



12' Offering	Smooth	Woodgrain	Selling UOM	Pieces/Selling Unit	Skid Length (Feet)	Skid Width (Feet)	Skid Height (Inches)
1 x 4	27885146	27887146	Unit	104	12	4	11.1
1 x 6	27885147	27887147	Unit	64	12	4	11.1
1 x 8	27885148	27887148	Unit	48	12	4	11.1
1 x 10	27885149	27887149	Unit	40	12	4	11.1
1 x 12	27885150	27887150	Unit	32	12	4	11.1

18' Offering	Smooth	Woodgrain	Selling UOM	Pieces/Selling Unit	Skid Length (Feet)	Skid Width (Feet)	Skid Height (Inches)
1 x 4	27885006	27887006	Unit	104	18	4	11.1
1 x 6	27885009	27887009	Unit	64	18	4	11.1
1 x 8	27885010	27887010	Unit	48	18	4	11.1
1 x 10	27885011	27887011	Unit	40	18	4	11.1
1 x 12	27885012	27887012	Unit	32	18	4	11.1
1 x 16	27885377	27887377	Unit	24	18	4	11.1

20' Offering	Smooth	Woodgrain	Selling UOM	Pieces/Selling Unit	Skid Length (Feet)	Skid Width (Feet)	Skid Height (Inches)
1 x 3	27885519	27887519	Unit	114	20	4	9.6
1 x 4	27885513	27887513	Unit	104	20	4	11.1
1 x 6	27885514	27887514	Unit	64	20	4	11.1
1 x 8	27885515	27887515	Unit	48	20	4	11.1
1 x 10	27885516	27887516	Unit	40	20	4	11.1
1 x 12	27885517	27887517	Unit	32	20	4	11.1
1 x 16	27885518	27887518	Unit	24	20	4	11.1

Trim Board measurements are nominal. All Sheet and 5/8" Trim Board measurements are actual. Please see our website for more detailed information.

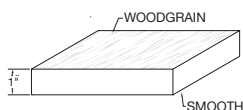
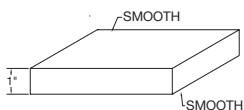
DesignReady

Trim

5/4

Trim Board

(1" actual)



12' Offering	Smooth	Woodgrain	Selling UOM	Pieces/ Selling Unit	Skid Length (Feet)	Skid Width (Feet)	Skid Height (Inches)
5/4 x 4	27885156	27887156	Unit	78	12	4	11
5/4 x 6	27885157	27887157	Unit	48	12	4	11
5/4 x 8	27885158	27887158	Unit	36	12	4	11
5/4 x 10	27885187	27887187	Unit	30	12	4	11
5/4 x 12	27885208	27887208	Unit	24	12	4	11

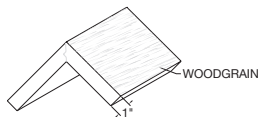
18' Offering	Smooth	Woodgrain	Selling UOM	Pieces/ Selling Unit	Skid Length (Feet)	Skid Width (Feet)	Skid Height (Inches)
5/4 x 4	27885013	27887013	Unit	78	18	4	11
5/4 x 5	27885015	27887015	Unit	48	18	4	11
5/4 x 6	27885016	27887016	Unit	36	18	4	11
5/4 x 8	27885017	27887017	Unit	30	18	4	11
5/4 x 10	27885018	27887018	Unit	24	18	4	11
5/4 x 12	27885527	27887527	Unit	18	18	4	11
5/4 x 16	27845527	27848527	Unit	18	18	4	11

20' Offering	Smooth	Woodgrain	Selling UOM	Pieces/ Selling Unit	Skid Length (Feet)	Skid Width (Feet)	Skid Height (Inches)
5/4 x 4	27885072	27887072	Unit	78	20	4	11
5/4 x 6	27885074	27887074	Unit	48	20	4	11
5/4 x 8	27885075	27887075	Unit	36	20	4	11
5/4 x 10	27885076	27887076	Unit	30	20	4	11
5/4 x 12	27885077	27887077	Unit	24	20	4	11
5/4 x 16	27885405	27887405	Unit	18	20	4	11

5/4

Trim Board

(1" actual)



20' Offering	Woodgrain	Selling UOM	Pieces/ Selling Unit	Skid Length (Feet)	Skid Width (Feet)	Skid Height (Inches)
4 x 4	27887117-P	Units	48	20	4	19.25
		PlyPak	1	20	4	
6 x 6	27887118-P	Unit	32	20	4	27.25
		PlyPak	1	20	4	

Note: PlyPaks contain multiple pieces shrink wrapped for easy handling and protection from dirt and marks. Corners do not have film or sealed edges.

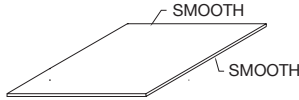
Trim Board measurements are nominal. All Sheet and 5/8" Trim Board measurements are actual. Please see our website for more detailed information.

DesignReady

Trim

Sheet

(All measurements actual)



4' Wide & 8' Lengths	Smooth	Selling UOM	Pieces/Selling Unit	Skid Length (Feet)	Skid Width (Feet)	Skid Height (Inches)
3/8" Sheet	27885080	Unit	30	8	4	16.5
1/2" Sheet	27885037	Unit	25	8	4	17.8
5/8" Sheet	27885039	Unit	25	8	4	20.9
3/4" Sheet	27885042	Unit	20	8	4	20.3
1" Sheet	27885046	Unit	20	8	4	25.3

4' Wide & 10' Lengths	Smooth	Selling UOM	Pieces/Selling Unit	Skid Length (Feet)	Skid Width (Feet)	Skid Height (Inches)
3/8" Sheet	27885081	Unit	30	10	4	16.5
1/2" Sheet	27885038	Unit	25	10	4	17.8
5/8" Sheet	27885040	Unit	25	10	4	20.9
3/4" Sheet	27885043	Unit	20	10	4	20.3
1" Sheet	27885047	Unit	20	10	4	25.3

4' Wide & 12' Lengths	Smooth	Selling UOM	Pieces/Selling Unit	Skid Length (Feet)	Skid Width (Feet)	Skid Height (Inches)
3/8" Sheet	27885165	Unit	30	12	4	16.5
1/2" Sheet	27885229	Unit	25	12	4	17.8
5/8" Sheet	27885159	Unit	25	12	4	20.9
3/4" Sheet	27885044	Unit	20	12	4	20.3
1" Sheet	27885048	Unit	20	12	4	25.3

4' Wide & 18' Lengths	Smooth	Selling UOM	Pieces/Selling Unit	Skid Length (Feet)	Skid Width (Feet)	Skid Height (Inches)
3/8" Sheet	27885138	Unit	30	18	4	16.5
1/2" Sheet	27885400	Unit	25	18	4	17.8
5/8" Sheet	27885041	Unit	20	18	4	17.8
3/4" Sheet	27885045	Unit	18	18	4	18.8
1" Sheet	27885401	Unit	12	18	4	17.3

Trim Board measurements are nominal. All Sheet and 5/8" Trim Board measurements are actual. Please see our website for more detailed information.

Specifications and Conformance

TECHNICAL SPECIFICATIONS

Panels tested in accordance with ASTM D5206. Windspeed rating will vary depending on specific code region and construction method. Refer to local building codes for detailed requirements concerning allowable wind loads and specified conversion tables for actual windspeed.

Mastic Product Line	2024 IBC/IRC	
	Design Pressure Rating	Maximum Windspeed (mph)
		ASD
Cedar Discovery Hand-Split Shake	114	218
Cedar Discovery Perfection Shingle	105	209
Structure Home Insulation System	69	169
Cedar Discovery Half-Round	68	168
7" Board & Batten Vinyl Siding	67	167
Quest	64	163
Carvedwood 44	56	153
Western Extreme	56	153
Charleston Beaded	51	146
Ovation 6 -1/2 Beaded Woodgrain	51	146
Pro-Bead	42	132
Pro-Select	42	132
Pro-Tech Plus	42	132
Ventura Triple 3- 1/3" Non-Vent/ Soffit/Wainscot	42	132
Eclipse	40	129
Mill Creek	40	129
Ovation	40	129
Ovation SolarDefense Reflective Technology	40	129

Example wind velocity for 40 PSF is 129 MPH Zone B @ 30' building height

VINYL SIDING + SOFFIT

Mastic siding and soffit products are designed for use in residential and light commercial applications.

FINISH

Mastic vinyl siding and soffit are produced from a PVC compound containing quality color pigments to provide color throughout the thickness of the panel. Close control of color and gloss is maintained to provide for an attractive, weatherable surface. Textured vinyl panels are uniformly embossed to provide an attractive woodgrain pattern.

For cedar-look colors, Kynar 500[®] has been formulated into a film, which becomes an integral part of an exclusive layering process. The film finish system exhibits no cracking, blistering, corrosion or loss of adhesion when subjected to extreme test cycles of cold, heat, acid rain and humidity. Test results are available upon request.

*Kynar 500[®] is a registered trademark of Elf Atochem North America, Inc.

MANUFACTURING PHYSICALS

Solid vinyl siding, soffit and accessories are an extruded polyvinyl chloride (PVC) compound as defined in ASTM D3679, Standard Specification for PVC Siding.¹⁰

Mastic PVC resin meets or exceeds the properties listed here:

Tensile strength (psi)	7,100 – 7,600
Tensile modulus (psi)	360,000 – 400,000
Specific gravity	1.39 – 1.49
Hardness (ShoreD)	76 ± 3
Heat deflection under load 264 psi	170°F
Izod impact strength (ft-lbs/in of notch)	3.3
Chemical resistance	Excellent
Coefficient of linear expansion	2.9 (73.7) X 10 ⁻⁵

THICKNESS

Mastic vinyl siding and soffit panels exceed requirements per ASTM D3679 section 4.2.

Siding thickness (nominal)

Board+Batten Designer Series®	.048" (1.22)	Ovation™	.042" (1.07)
Passage™	.050" (1.27)	Mill Creek®	.040" (1.02)
Structure® (Vinyl)	.046" (1.17)	Eclipse™	.040" (1.02)
Charleston Beaded™	6-1/2"	Quest®	.046" (1.17)
(Contemporary)	.048" (1.12)	Carvedwood•44™	.044" (1.16)

Soffit thickness (nominal)

Ventura®	.044" (1.12)	Pro-Tech® Plus Double 5"	.042" (1.07)
Pro-Bead®	.040" (1.02)	Universal D5	.040" (1.02)
Pro-Select®	.046" (1.17)	Universal T4	.036" (0.91)
Pro-Tech® Plus Triple 4"	.040" (1.02)		

NOTE: All measurements noted in () are in centimeters (cm).

VENTILATION AREA

(Free air space area in sq in/sq ft)

Ventura®	9.19 sq in (59.290 cm²)	Pro-Tech® Plus Double 5"	7.53 sq in (48.581 cm²)
Pro-Bead®	1.54 sq in (9.9355 cm²)	Pro-Tech® Plus Triple 4"	5.87 sq in (37.871 cm²)
Pro-Select®	7.53 sq in (48.581 cm²)	Universal D5	7.53 sq in (48.581 cm²)
Pro-Tech® Plus Triple 4"	5.87 sq in (37.871 cm²)	Universal T4	5.87 sq in (37.871 cm²)

RELEVANT STANDARDS/CODES

Mastic vinyl siding products meet or exceed the following industry standards and/or building code approvals:

Standards and Codes

Patent #

ASTM	C1363
ASTM	C272
ASTM	D2843
ASTM	D635
ASTM	E84
ASTM	E96
ASTM	D3679
ASTM	D4477
ASTM	D7793
Metro Dade	22-1108.04
State of Florida - Aluminum, Plastic and Vinyl Siding	FL32869
State of Florida - Aluminum and Vinyl Soffit	FL32502
Texas State Board of Insurance Ruling	EC-27
ICC Evaluation Service	ESR-1565

Fire-Resistance Ratings

ASTM E84		ASTM D635	
Flame spread	less than 20	Avg. time of burning	less than 5 sec.
Fuel contribution	0	Avg. length of burning	20 mm
Smoke density	400		
		ASTM D2843	
ASTM E-119		Smoke density	48
1 hour firewall,			
1 hour firewall,			
Standard test		Intermediate-scale	
method for fire		Multistory fire test	
Tests of building			
Construction and materials			

IMPORTANT: FIRE SAFETY INFORMATION

Exterior vinyl building materials require little maintenance for many years. Nevertheless, common sense dictates that builders and suppliers of vinyl products store, handle and install vinyl materials in a manner that avoids damage to the product and/or structure. Owners and installers should take a few simple steps to protect vinyl building materials from fire.

To Home and Building Owners

Rigid vinyl siding is made from organic materials and will melt or burn when exposed to a significant source of flame or heat. Building owners, occupants and outside maintenance personnel should always take normal precautions to keep sources of fire, such as barbecues, and combustible materials, dry leaves, mulch and trash away from vinyl siding.

To Building Trades, Specifiers, Professionals and Do-It-Yourself Installers

When rigid vinyl siding is exposed to significant heat or flames, the vinyl will soften, sag, melt or burn, and may thereby expose material underneath. Care must be exercised when selecting underlayment materials because many underlayment materials are made from organic materials that are combustible. Fire properties of underlayment materials should be ascertained prior to installation. All building materials should be installed in accordance with local, state and federal building code and fire regulations.

WALL FIRE RESISTANCE MATRIX				
	Wall System	Interior Underlayment	Exterior Sheathing	Popular Residential Claddings*
Non-rated Wall	Any conventional construction	1/2" gypsum board	Any conventional materials	Wood Plywood OSB Hardboard Steel Aluminum Vinyl
One-hour Rating	Any conventional construction	1 layer of 5/8" gypsum board	MUST INCLUDE 1 layer of 5/8" gypsum board	
Two-hour Rating	Any conventional construction	2 layers of 5/8" gypsum board	MUST INCLUDE 2 layers of 5/8" gypsum board	

*NOTE: Fire-treated versions may also be available for some popular wood-based siding products. For general information about vinyl siding products, contact the Vinyl Siding Institute, 1800 Diagonal Rd. Suite 545 Alexandria, VA 22314. Request brochures titled, "Fire Properties" and "What Homeowners Want to Know."

WARRANTY

Mastic backs its vinyl siding and soffit with a Mastic V.I.P. Limited Lifetime Warranty. Many products also include hail coverage. Consult actual warranty certificates for complete coverage details.

CEDAR DISCOVERY® SHINGLE SIDING

Mastic Cedar Discovery® shingle siding is designed for use in residential and light commercial applications.

FINISH

Cedar Discovery® shingle siding is produced from a polypropylene compound containing quality color pigments to provide color throughout the thickness of the panel. Close control of color and gloss is maintained to provide for an attractive, weatherable surface.

MANUFACTURING PHYSICALS

Double 7" Perfection Shingle Siding

1. Style: Double 7" profile, 14" exposure
2. Butt dimension: 3/4"
3. Length: 67-1/2"
4. Nail hem: continuous locking nail hem
5. Thickness: nominal .080"
6. Material: polypropylene

Half-Round

1. Style: Double Round 6-1/4" profile, 12-1/2" exposure
2. Butt dimension: 3/4"
3. Length: 51-3/4"
4. Nail hem: continuous locking nail hem
5. Thickness: nominal .080"
6. Material: polypropylene

Triple 5" Perfection Shingle Siding

1. Style: Triple 5" profile, 15" exposure
2. Butt dimension: 3/4"
3. Length: 69-1/2"
4. Nail hem: continuous locking nail hem
5. Thickness: nominal .100"
6. Material: polypropylene

Hand-Split Shake

1. Style: Double 9-3/8" profile, 18-3/4" exposure
2. Butt dimension: 7/8"
3. Length: 67-3/4"
4. Nail hem: continuous locking nail hem
5. Thickness: nominal .080"
6. Material: polypropylene

RELEVANT STANDARDS/CODES

Cedar Discovery® shingle siding is a rigid polypropylene siding. Cedar Discovery® shingle siding, tested in compliance to ASTM flame test procedures, meets or exceeds the following properties as required by the national code bodies.

Burn rate

ASTM D635 – 1.15"/minute

Minimum self-ignition temperature

ASTM D1929 – 673F

Minimum flash-ignition temperature

ASTM D1929 – 651F

Flame spread and smoke developed

ASTM E84 – Flame 150, Smoke 710

Windload

ASTM D5206 – 80 psf, 180 mph

NOTE: Cedar Discovery® has been tested per ASTM D5206 standard test method for windload resistance of rigid PVC siding. Check with your local building inspector for windload requirements in your area.

DELIVERY, STORAGE AND HANDLING

Deliver rigid polypropylene siding products to the project site in their original packaging. Store rigid polypropylene products in their original packaging on a flat surface under cover, stacked no more than 12 boxes high. Do not store in a location where temperatures may exceed 130F.

IMPORTANT: FIRE SAFETY INFORMATION

Rigid polypropylene siding is made from organic materials and will melt or burn when exposed to a significant source of flame or heat. Property owners, occupants and maintenance personnel should be familiar with the performance characteristics of underlayment materials. For maximum safety, non-combustible underlayment materials are recommended. Normal precautions to protect rigid polypropylene building materials from sources of fire should be taken. Barbecues and combustible materials, such as dry leaves, mulch and trash, should be kept away from polypropylene siding.

WARRANTY

Mastic Cedar Discovery® shingle siding has Mastic's V.I.P. Limited Lifetime Warranty. Consult the actual product warranty for complete coverage details.

ALUMINUM SIDING, SOFFIT + TRIM SHEET

Mastic siding and soffit products are designed for use in residential and light commercial applications.

FINISH

Siding and Soffit: The Alumatel® 2000 finish is a two-coat acrylic applied in a two-phase operation that includes a corrosion-inhibiting primer and a baked-on, high-performance acrylic topcoat.

TABLE OF CONTENTS

Trim Sheet: Available in the Alumalure® 2000 smooth finish and the PVC coated striated finish. All Mastic aluminum siding and soffit panels exceed requirements per AAMA 1402.86.

MANUFACTURING PHYSICALS

Mastic aluminum siding and soffit are made of 3105 aluminum sheet (minimum tensile strength 29,000 psi; minimum yield strength 26,000 psi).

THICKNESS

Siding thickness (nominal)

Endurance® Rustic Double 4"	.019 (.483)	Envoy® Traditional Select 8"	.024 (.610)
Envoy® Rustic Double 4"	.024 (.610)	Envoy® Horizon Collection Double 5"	.024 (.610)
Endurance® Double 5" Dutch Lap	.019 (.483)		

Soffit thickness (nominal)

Envoy®	.019 (.483)	Economy™	.013 (.331)
Endurance®	.016 (.406)		

Trim sheet thickness: Available in nominal .018, .019 and .024 thickness.

NOTE: All measurements noted in () are in millimeters (mm).

R-VALUE

Mastic aluminum siding, when installed over a flat wall, has an R-value of approximately 0.74. If applied over foil, the R-value increases to approximately 1.10.

SOFFIT VENTILATION AREA

(free air space area in sq cm/ft)

Envoy® 12", Double 6	15.0 sq in (96.774 cm²)	perforated	(v-groove)
Envoy® 12", Double 6	7.94 sq in (51.226 cm²)	full lanced	(v-groove)
Envoy® 6", Single	7.5 sq in (48.387 cm²)	perforated	(v-groove)
Envoy® 12", Double 6	10.6 sq in (68.387 cm²)	full lanced	(u-groove)
Envoy® 12", Triple 4	4.4 sq in (28.387 cm²)	center lanced	(u-groove)
Envoy® 12", Triple 4	13.2 sq in (85.161 cm²)	full lanced	(u-groove)
Envoy® 16", Quad 4	8.9 sq in (57.419 cm²)	center lanced	(u-groove)
Endurance® 12", Double 6	15.0 sq in (96.774 cm²)	perforated	(v-groove)
Endurance® 12", Double 6	10.6 sq in (68.387 cm²)	full lanced	(u-groove)
Endurance® 12", Triple 4	4.4 sq in (28.387 cm²)	center lanced	(u-groove)
Endurance® 12", Triple 4	13.2 sq in (85.161 cm²)	full lanced	(u-groove)
Economy 12", Triple 4	4.4 sq in (28.387 cm²)	center lanced	(u-groove)
Economy 12", Triple 4	13.2 sq in (85.161 cm²)	full lanced	(u-groove)

RELEVANT STANDARDS/CODES

Mastic aluminum siding products meet or exceed the following standards and/or code approvals:

Industry Standards	Building Codes
AAMA	1402.86
FHA	4900.1 for single-family dwellings
FHA	4910.1 for two-family dwellings
DOD	4720.21 for military family housing
ICC Evaluation Service	ER-1478
Metro Dade	07-1026.01
State of Florida	5538
State of Florida	11191
State of Florida	5544-R1
State of Florida	5548
Texas State Board of Insurance Ruling	EC-27

PROTECTION

Direct contact of aluminum products with certain dissimilar materials, or contact with water run-off from dissimilar materials, is likely to result in corrosion. See warranty and installation instructions for more details.

WARRANTY

Mastic backs its aluminum siding, aluminum soffit and select aluminum trim coil with a Mastic V.I.P. Limited Lifetime Warranty. Consult warranty certificates for complete coverage details.

RAIN REMOVAL SYSTEMS

Mastic rain removal systems are designed for use in residential and light commercial applications.

MANUFACTURING PHYSICALS

All Mastic rain removal systems are made of 3105 aluminum sheet (minimum tensile strength 26,000 psi; minimum yield strength 22,000 psi) or equivalent. Mastic Rain Removal Systems are designed to be free-floating, enabling the gutters to expand and contract with temperature changes while minimizing stress points that cause buckling and leaks.

Mastic gutters, when properly installed, will support a minimum of 50 pounds (22.7 kg) per lineal foot. Six different types of free-floating hanger systems are available in the 5" (127) series, and four hanger systems are available in the 6" (152.4) series. These hanger systems permit the gutter to be used in both new construction and all types of remodeling work. Gutter hangers are nominal .051" – .082" (1.3 – 2.1) thickness, depending on the style specified.

All hanger systems provide a concealed attachment at the front of the gutter, eliminating any exposed protrusions that would detract from the appearance of the gutter. Spikes and ferrules (which restrict the movement of the gutter) and brackets attached to the outside periphery of the gutter not recommended.

Two different types of high-quality, corrosion-resistant Rain Removal Systems are available.

SYSTEM DESCRIPTION

Envoy® 5" is a premium-quality system used in single-family homes and light commercial building applications. Available with a heavier gauge material in both 2" x 3" (51 x 76) and 3" x 4" (76.2 x 101.6) downspout sizes to accommodate most rain removal requirements.

Envoy® 6" works best on large homes where a bigger system will enhance the architecture, or apartments, multi-family complexes and other light commercial buildings. Designed to be a heavy-duty, large-capacity rain removal system, it is available with a 3" x 4" (76 x 102) downspout.

DIMENSIONS

Gutters

Envoy® 5": nominal .032 (.813) thickness, 16'0" (4877), 21'0" (6401), 26'0" (7925), 33'0" (10058) and 37'0" (11278) lengths, six hangers

Envoy® 6": nominal .032 (.813) thickness, 21'0" (6401) and 37'0" (11278) lengths, four hangers

Downspouts

2" x 3" (51 x 76): nominal .024 (.610) thickness, 10'0" (3048)

3" x 4" (76 x 102): nominal .024 (.610) thickness, 10'0" (3048)

2" x 3" (51 x 76): nominal .019 (.483) thickness, 10'0" (3048)

3" x 4" (76 x 102): nominal .019 (.483) thickness, 10'0" (3048)

4" x 5" (102 x 127): nominal .027 (.656) thickness, 10'0" (3048)

4" (102): nominal .024 (.610) thickness, 10'0" (3048)

ACCESSORIES

All accessories used with Mastic rain removal systems shall be Mastic accessories designed for use with the gutters and will have the same finish. Mill finish accessory components include eave tubes, hangers and expansion joints.

Roof aprons: nominal .027 (.686) thickness

End caps: nominal .024 (.610) thickness both in the Envoy® 5" and the Envoy® 6"

Inside and outside miters: nominal .032 (.813) thickness

Sealant material: Mastic Gutterseal

Expansion joints: aluminum lined with neoprene

Downspout clips: nominal .024 (.356) thickness

NOTE: All measurements noted in () are in millimeters (mm).

PROTECTION

Direct contact of aluminum products with certain dissimilar materials, or contact with water run-off from dissimilar materials, is likely to result in corrosion. See warranty and installation instructions for more details.

WARRANTY

Sectional rain removal systems have a Mastic V.I.P. Limited Lifetime Warranty. Consult the actual product warranty for complete coverage details.

VENTILATION SYSTEMS

Mastic Vent-A-Systems are designed for use in residential and light commercial applications.

MANUFACTURING PHYSICALS

VAR and VAS Mastic Vent-A-System ridges and Vent-A-Strip vents are made of 3105 aluminum sheet (minimum tensile strength 29,000 psi; minimum yield strength 28,000 psi).

VAR and VAS (except mill finish) have an Alumalure® 2000 finish. The finish is a two-coat acrylic applied in a two-phase operation that includes a corrosion-inhibiting primer and a baked-on, high-performance acrylic topcoat. Prior to painting, the metal receives a special cleaning to assure maximum paint adhesion.

SYSTEM DESCRIPTION

Mastic VAR, installed along the ridge of the building, provides the balance necessary for uniform, continuous airflow when used in conjunction with Vent-A-Strip® or proper soffit venting. Vent-A-Ridge® is designed to afford excellent protection against rain and snow. VAR is available in a low-gloss painted model.

VAS provides the vital balance needed for optimum operation used in conjunction with Mastic VAR, and is designed to reduce harmful condensation and excessive temperature buildup in attic areas.

Mastic Vented Soffit may be used instead of VAS when construction conditions do not permit installation of the lineal product.

Ventilation area (net free area per lineal foot)

VAR	18 square inches (116.13)
VAS (model 70)	8.8 square inches (56.77)
VAS (model 79)	9.9 square inches (63.87)

NOTE: All measurements noted in () are in square centimeters (cm²).

PROTECTION

Direct contact of aluminum products with certain dissimilar materials, or contact with water run-off from dissimilar materials, is likely to result in corrosion. See warranty and installation instructions for more details.

WARRANTY

Mastic Vent-A-Systems are backed by an exclusive V.I.P. Limited Lifetime Warranty. Consult actual product warranty certificates for complete coverage details.

For additional information or questions, please contact 800-962-6973.

Notes:

Notes:

THE PLY GEM PORTFOLIO OF BRANDS



The Total Designed Exterior

The Ply Gem portfolio of brands delivers the industry's most comprehensive portfolio of designed exterior solutions—all meant to work together seamlessly to elevate curb appeal and provide enduring beauty to homes.



SIDING



WINDOWS



SHUTTERS



STONE VENEER



FENCE & RAILING



PATIO DOORS



TRIM



METAL



ACCESSORIES

MASTIC®

by  **Ply Gem**

MAKE MORE POSSIBLE.™



We reserve the right to alter, modify or delete items from time to time without notice. Due to printing limitations, colors may not be exactly as shown. Contact your distributor or sales representative for actual product and color samples.



MASTIC.COM | 800-962-6973
5020 Weston Parkway, Cary, NC 27513

© 2025 Mastic Home Exteriors, Inc., part
of **Cornerstone Building Brands, Inc.**
All Rights Reserved.

7601099991112/RevM/MS/IMG/0125



PART OF THE CORNERSTONE BUILDING BRANDS FAMILY